


NOTES: UNLESS OTHERWISE SPECIFIED

1. APPLICABLE STANDARDS AND SPECIFICATIONS;
ASME Y14.5-2009, DIMENSIONING AND TOLERANCING
ASME Y14.38-2007, ABBREVIATIONS



CARRIER ACCEPTS MOPEC TRAY
MODELS: JC023
UNDERSIDE OF TRAY MATES TO THE
TOP FRAME OF CARRIER TO SECURELY
HOLD TRAY IN PLACE WITHOUT
MECHANICAL FASTENERS

1X 8" DIA. CASTER
W/DIRECTIONAL LOCK

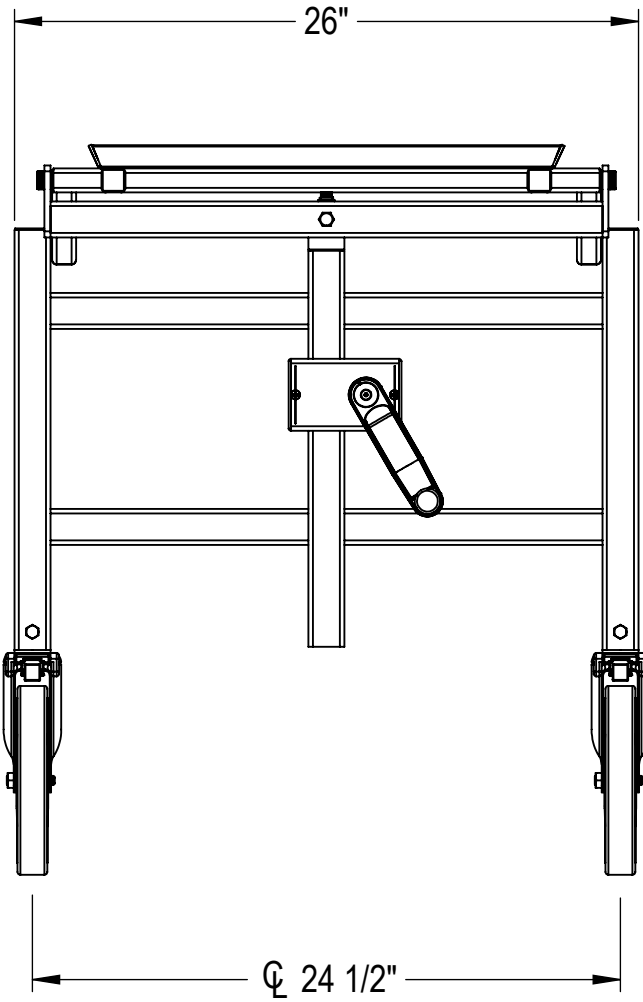
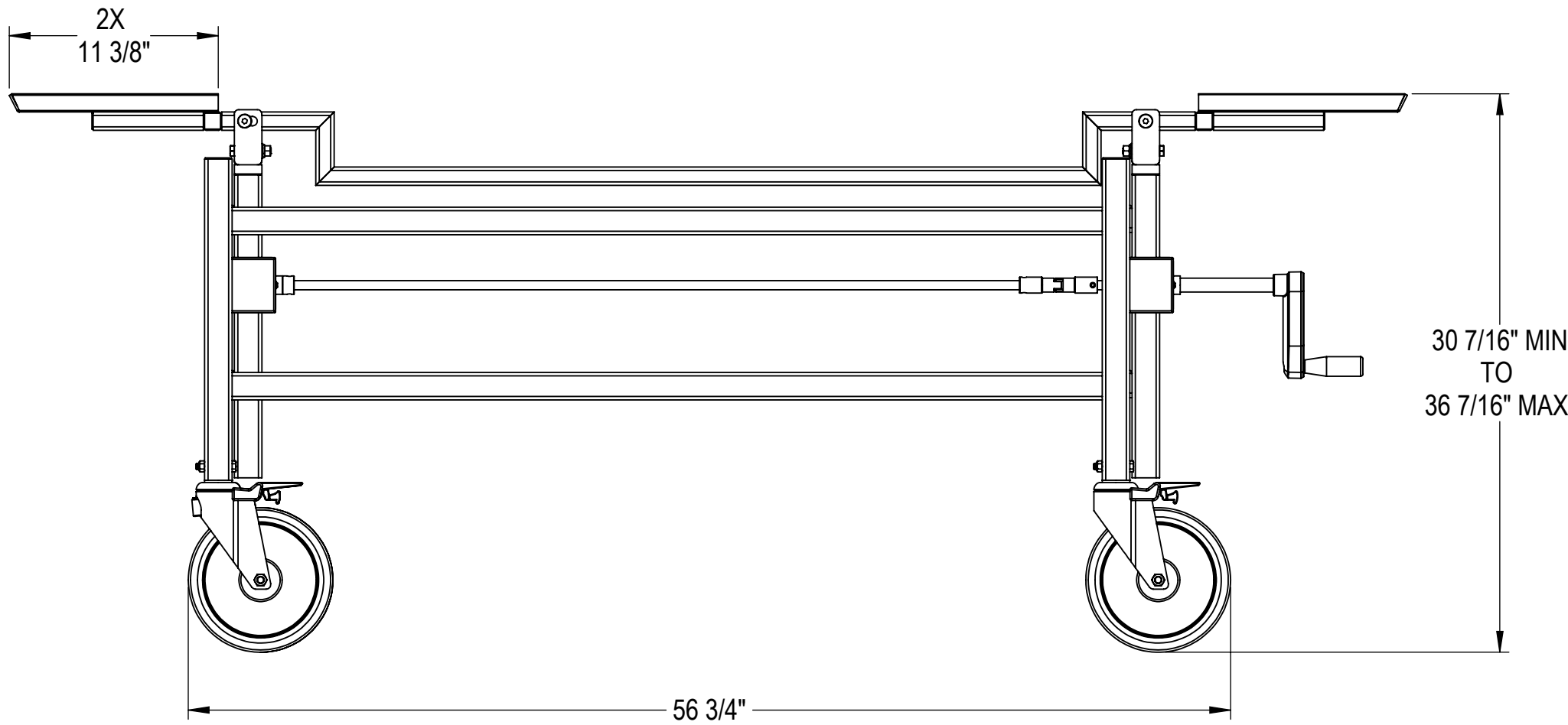
BRACE
1 1/2" X 1 1/2" X .080 WALL
STAINLESS STEEL

UPRIGHT
1 1/2" X 1 1/2" X .120 WALL
STAINLESS STEEL

CROSS BRACE
1 1/2" X 1 1/2" X .120 WALL
STAINLESS STEEL

3X 8" DIA. CASTERS
WITH BRAKE

CRANK HANDLE
WITH FOLDING GRIP
FOR RAISING AND
LOWERING UNIT



CUSTOMER		APPROVAL		<div>PROPRIETARY</div> <div>THIS DOCUMENT AND THE DATE DISCLOSED HEREIN AND HEREWITH IS NOT TO BE REPRODUCED, USED, OR OTHERWISE DISCLOSED IN WHOLE OR IN PART TO ANYONE WITHOUT WRITTEN AUTHORIZATION FROM MORTECH MFG.</div>			<div><div><div>MOPEC</div><div>GROUP</div></div><div><div>MOPEC</div><div>MORTECH</div></div><div>411 North Aerojet Avenue Azusa, CA 91702 tel: (800) 410-0100 (626) 334-1471 fax: (626) 334-1704 www.mortechmfg.com</div></div>						
PROJECT							TITLE CARRIER, AUTOPSY- WITH FRONT AND REAR ELEVATION						
				DO NOT SCALE DRAWING			APPROVALS		DATE				
				MATERIAL 316 STAINLESS STEEL			DRAWN BY EDWIN L.		01/21/26				
				FINISH GRAINED			CHECKED BY						
							APPROVED BY						
		SIGNATURE		DATE		SIZE C			DWG NO. 600018-FRC-JC023AP		REV. X01		
						SCALE 1:8			NEXT ASSY.			SHEET 1 OF 1	