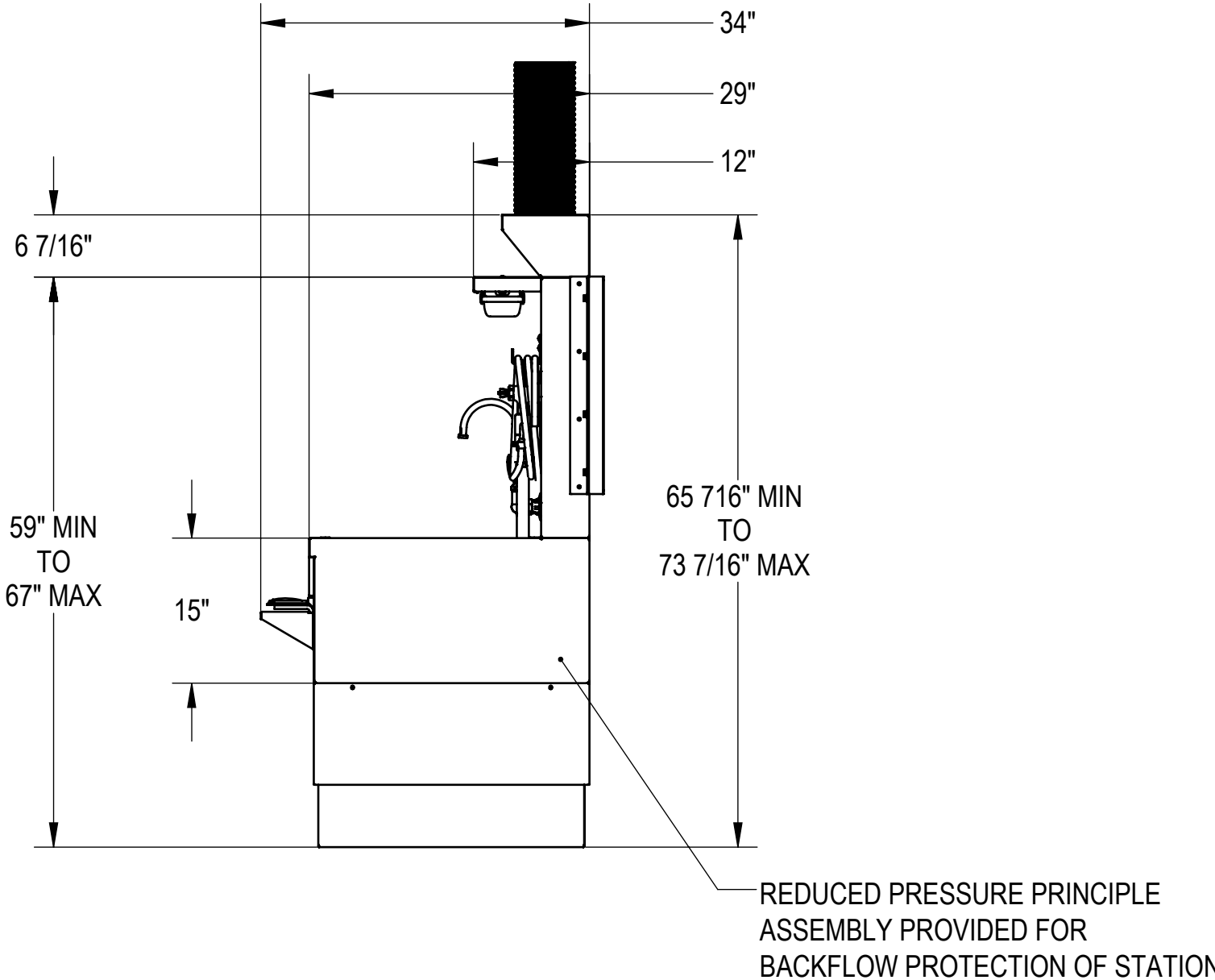
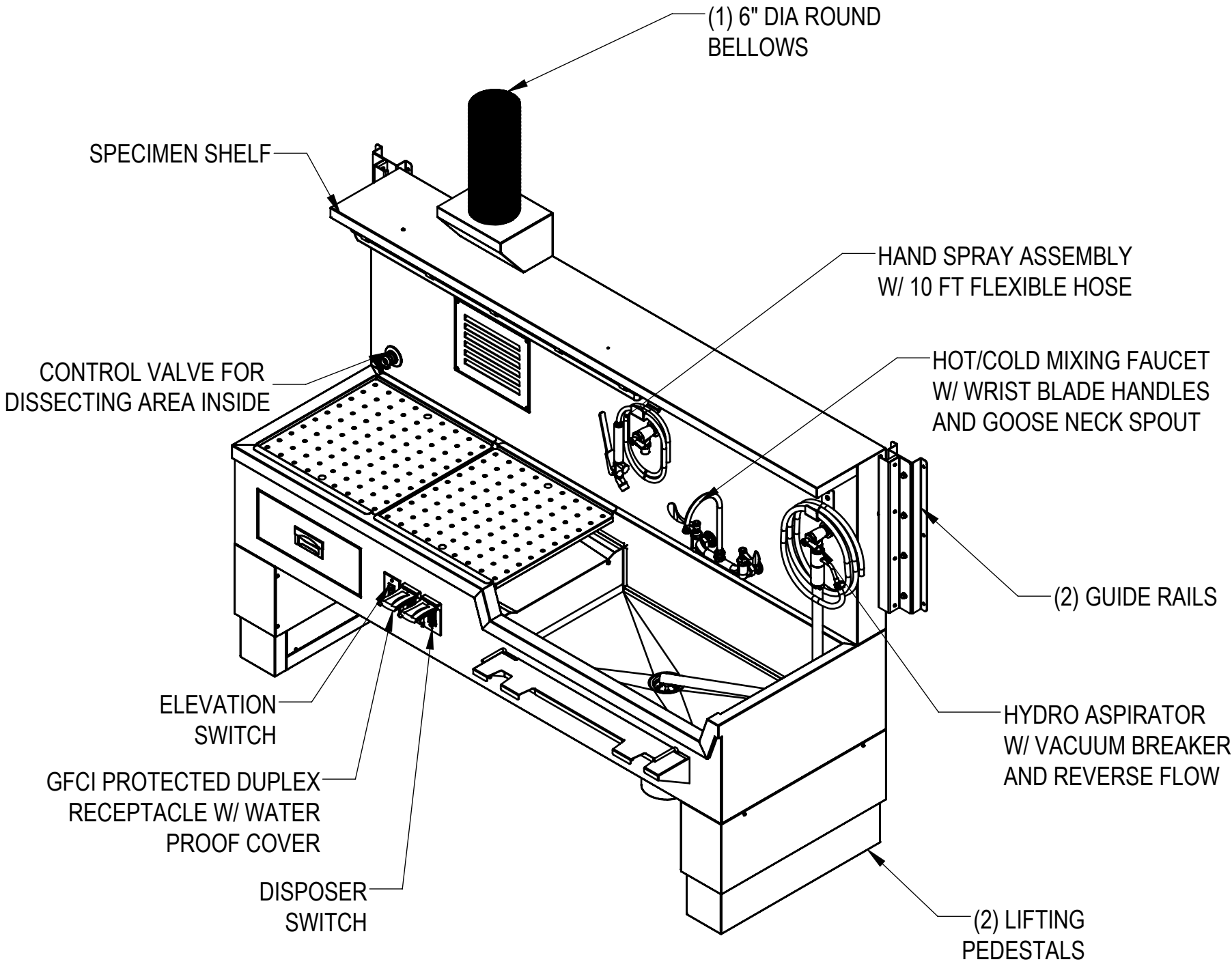
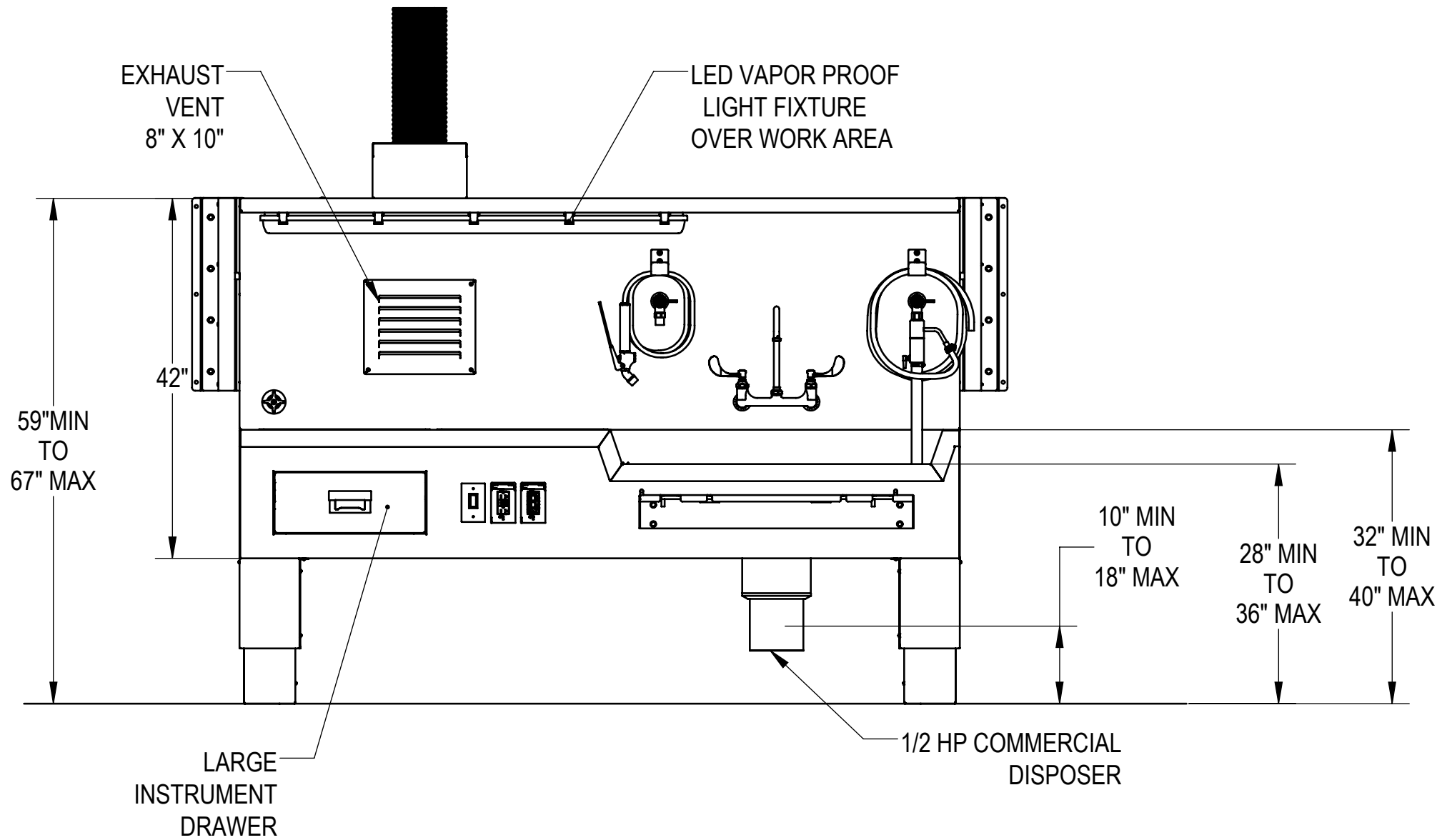
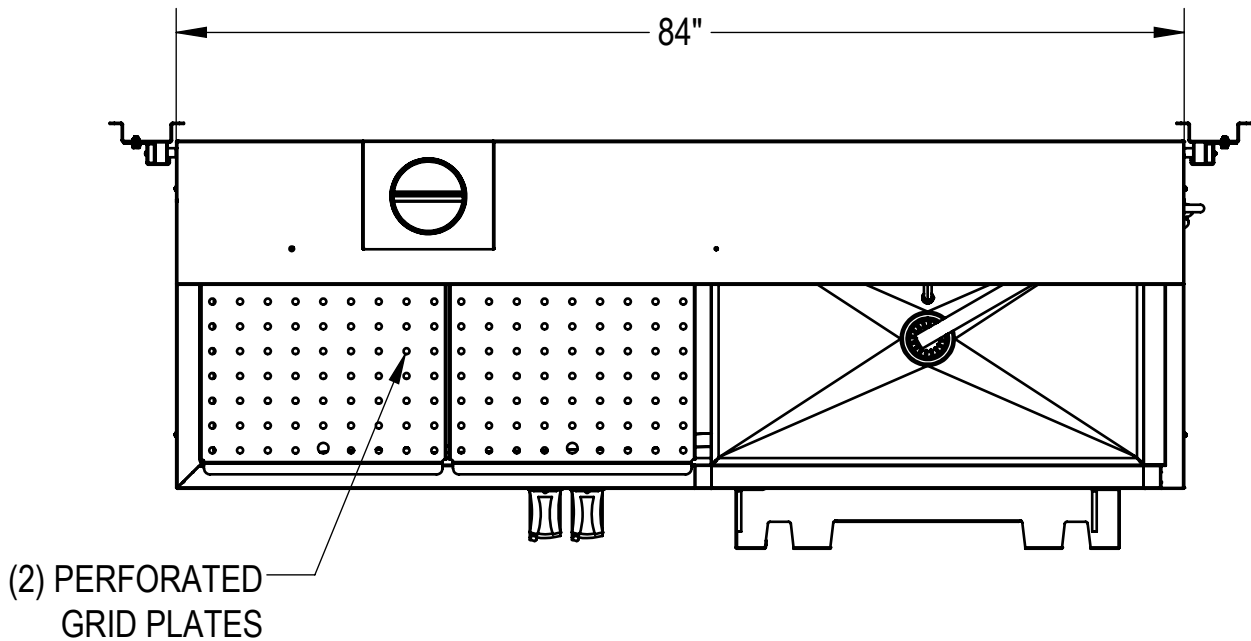


NOTES: UNLESS OTHERWISE SPECIFIED

1. APPLICABLE STANDARDS AND SPECIFICATIONS;
ASMEY14.5-2009, DIMENSIONING AND TOLERANCING
ASME Y14.5-2007, ABBREVIATIONS

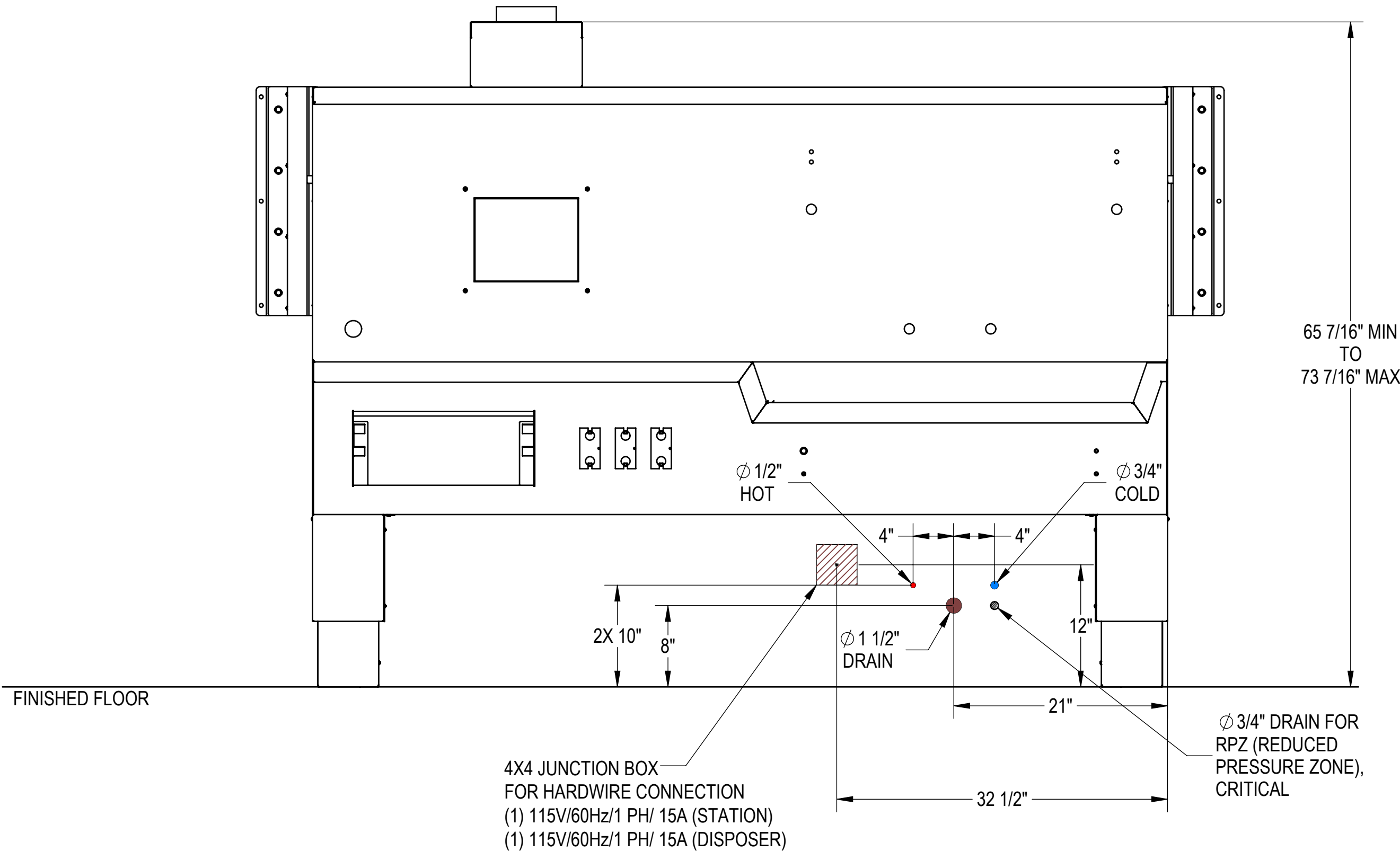
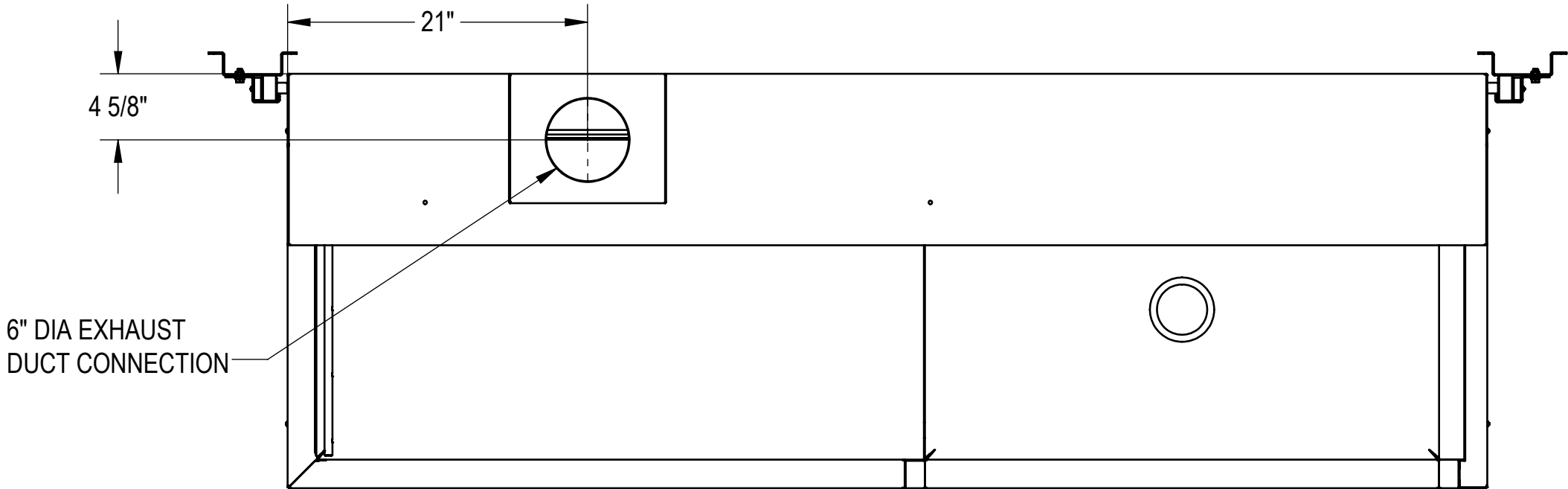


FINISHED FLOOR

CUSTOMER		APPROVAL		<div>PROPRIETARY</div> <div>THIS DOCUMENT AND THE DATE DISCLOSED HEREIN AND HEREWITH IS NOT TO BE REPRODUCED, USED, OR OTHERWISE DISCLOSED IN WHOLE OR IN PART TO ANYONE WITHOUT WRITTEN AUTHORIZATION FROM MORTECH MFG.</div>		<div><div><div>MOPEC GROUP</div><div>MopechMORTECH</div></div><div>ISO 9001:2015 CERTIFIED COMPANY</div><div>411 North Aerojet Avenue Azusa, CA 91702 tel: (800) 410-0100 (626) 334-1471 fax: (626) 334-1704 www.moritechmfg.com</div></div>					
PROJECT						TITLE <div>MODEL 1036-8A</div> <div>FLOOR MOUNT AUTOPSY STATION, RIGHT SINK, ELEVATING</div>					
		SIGNATURE		DATE		DO NOT SCALE DRAWING		APPROVALS		DATE	
						MATERIAL <div>304 STAINLESS STEEL</div>		DRAWN BY <div>LUIS F.</div>		06/06/19	
						FINISH <div>#4 SATIN</div>		CHECKED BY			
								APPROVED BY			
								SCALE		1:16	
								NEXT ASSY.			
								SHEET		1 OF 4	
										REV. X01	

UTILITY REQUIREMENT NOTES

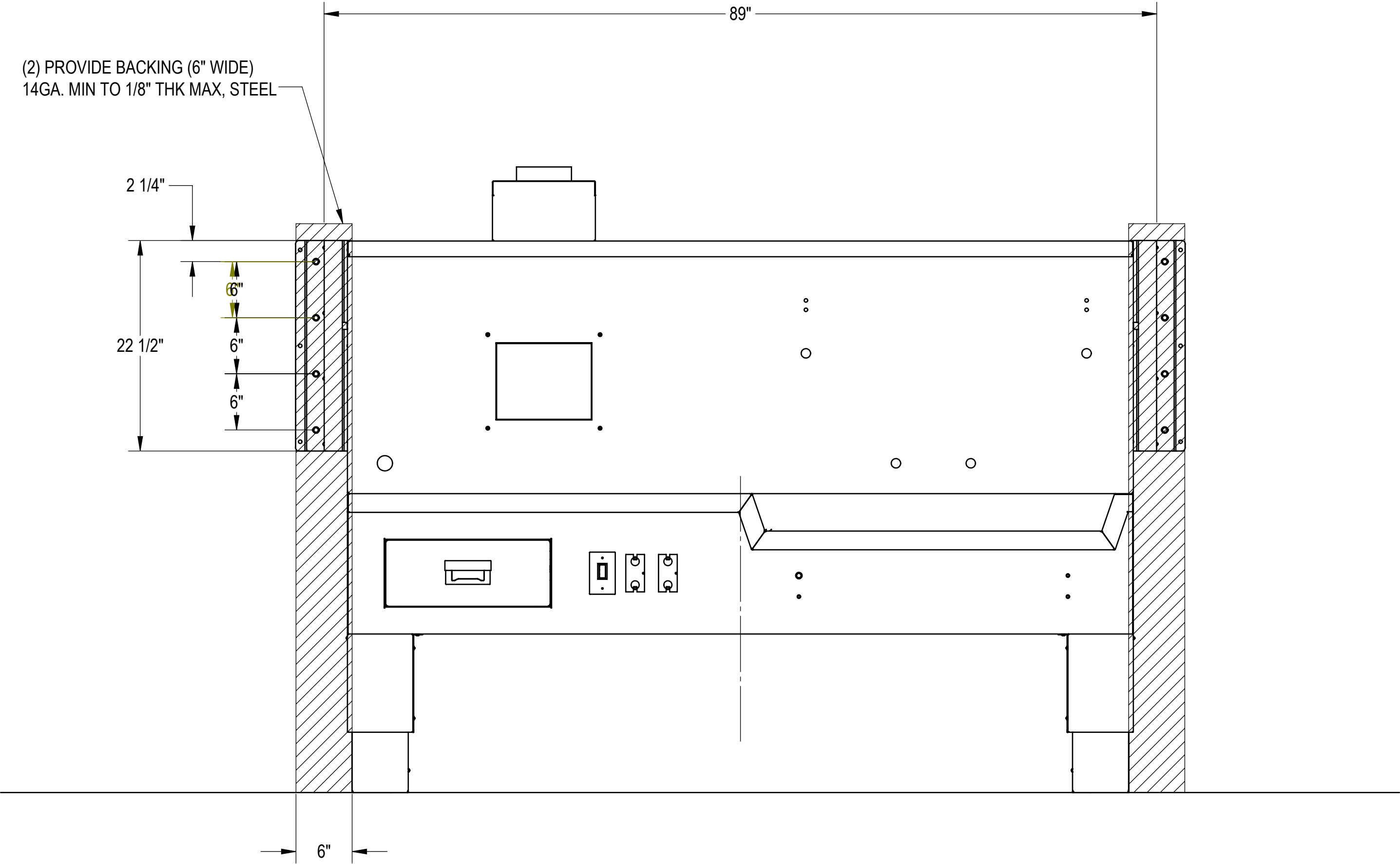
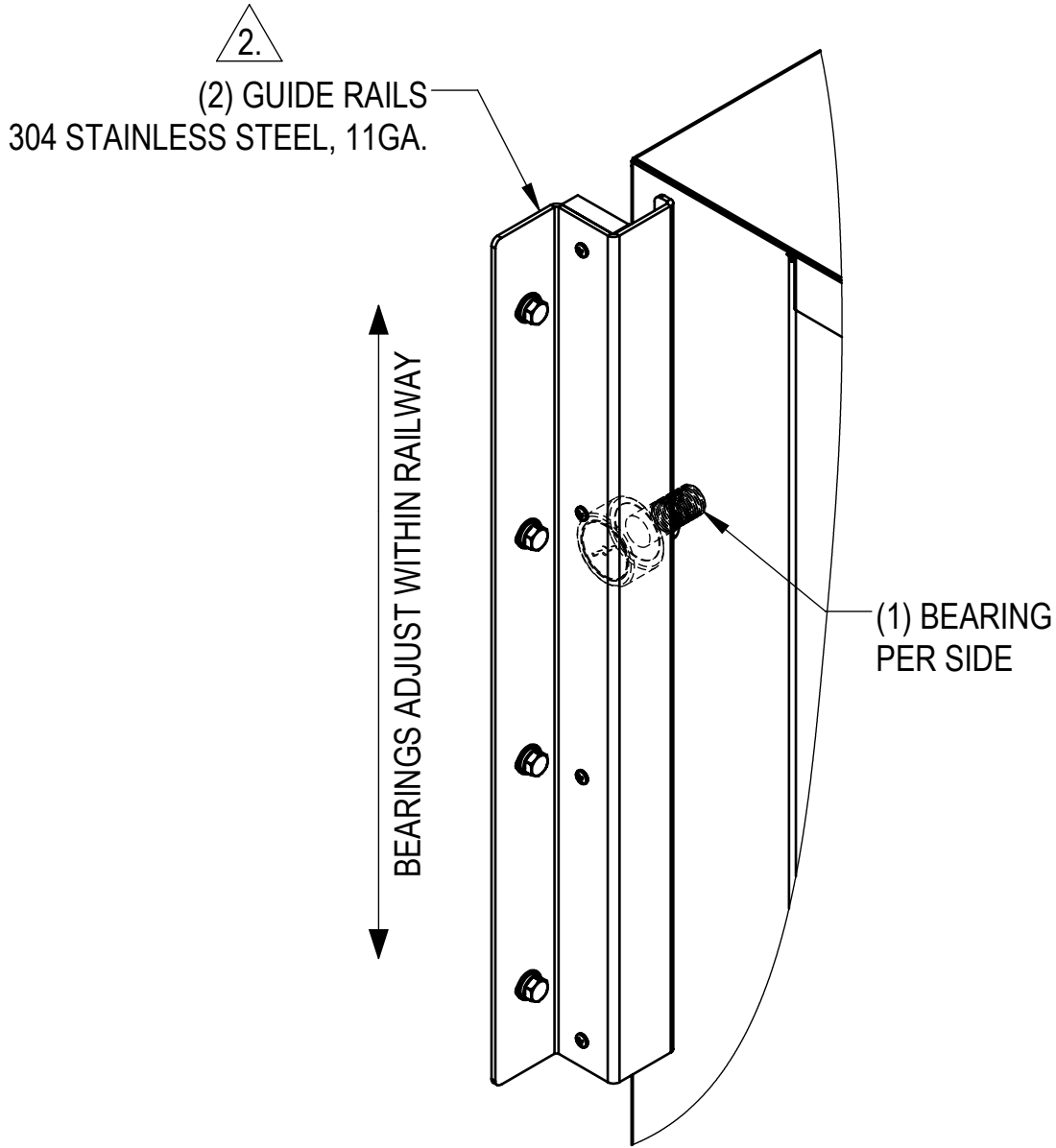
1. FLUSH LINES CLEAR BEFORE CONNECTING TO STATION.
2. PLUMBER TO PROVIDE SHUT OFF VALVES FOR WATER CONNECTIONS AND P-TRAP FOR DRAIN.
3. PROVIDE 60-65 PSI WATER PRESSURE AND 4 GALLONS PER MINUTE OF FLOW FOR PROPER OPERATION OF HYDRO ASPIRATOR.
4. ELECTRICIAN TO PROVIDE LIQUID TIGHT JUNCTION BOX AND CONDUIT CONNECTIONS PER LOCAL CODES.
5. RECOMMENDED EXHAUST: 350 CFM PER EXHAUST VENT WITH APPROXIMATE PRESSURE DROP OF 0.25 W.G.



CUSTOMER	APPROVAL		PROPRIETARY THIS DOCUMENT AND THE DATE DISCLOSED HEREIN AND HEREWITH IS NOT TO BE REPRODUCED, USED, OR OTHERWISE DISCLOSED IN WHOLE OR IN PART TO ANYONE WITHOUT WRITTEN AUTHORIZATION FROM MORTECH MFG.			MOPEC GROUP MORTECH ISO 9001:2015 CERTIFIED COMPANY 411 North Aerojet Avenue Azusa, CA 91702 tel: (800) 410-0100 (626) 334-1471 fax: (626) 334-1704 www.mortechmfg.com
PROJECT	SIGNATURE	DATE	DO NOT SCALE DRAWING	APPROVALS	DATE	TITLE
			MATERIAL 304 STAINLESS STEEL	DRAWN BY LUIS F. CHECKED BY	06/06/19	FLOOR MOUNT AUTOPSY STATION, RIGHT SINK, ELEVATING, ROUGH-IN
			FINISH #4 SATIN	APPROVED BY		SIZE C
						DWG NO. 1036-8A-AP
						REV. X01
						SCALE 1:10
						NEXT ASSY.
						SHEET 2
						OF 4

NOTES: UNLESS OTHERWISE SPECIFIED

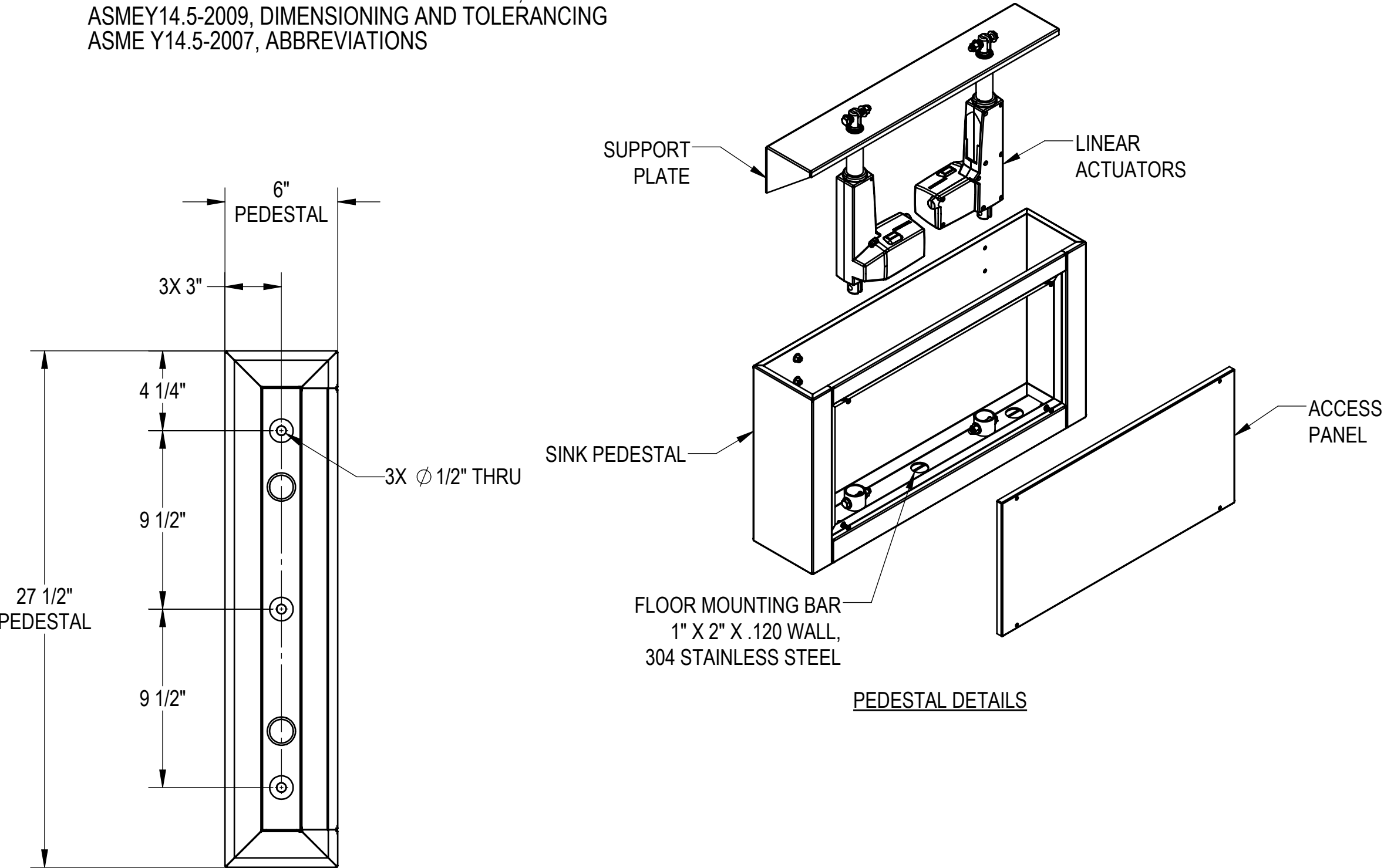
1. INSTALLATION IS BASED ON ROUGH-IN MOUNTING
DETAIL PROVIDED.
2. GUIDE RAILS PREVENT TOP OF SINK FROM
PULLING AWAY FROM WALL.



CUSTOMER	APPROVAL		PROPRIETARY THIS DOCUMENT AND THE DATE DISCLOSED HEREIN AND HEREWITH IS NOT TO BE REPRODUCED, USED, OR OTHERWISE DISCLOSED IN WHOLE OR IN PART TO ANYONE WITHOUT WRITTEN AUTHORIZATION FROM MORTECH MFG.			MOPEC GROUP MORTECH ISO 9001:2015 CERTIFIED COMPANY 411 North Aerojet Avenue Azusa, CA 91702 tel: (800) 410-0100 (626) 334-1471 fax: (626) 334-1704 www.mortechmfg.com		
PROJECT	SIGNATURE		DATE		DO NOT SCALE DRAWING	APPROVALS	DATE	TITLE
					MATERIAL	DRAWN BY		FLOOR MOUNT AUTOPSY STATION, RIGHT SINK, ELEVATING, WALL RAIL
					304 STAINLESS STEEL	LUIS F.	06/06/19	REV.
					FINISH	CHECKED BY		X01
					#4 SATIN	APPROVED BY		SCALE 1:10
								NEXT ASSY.
								SHEET 3 OF 4

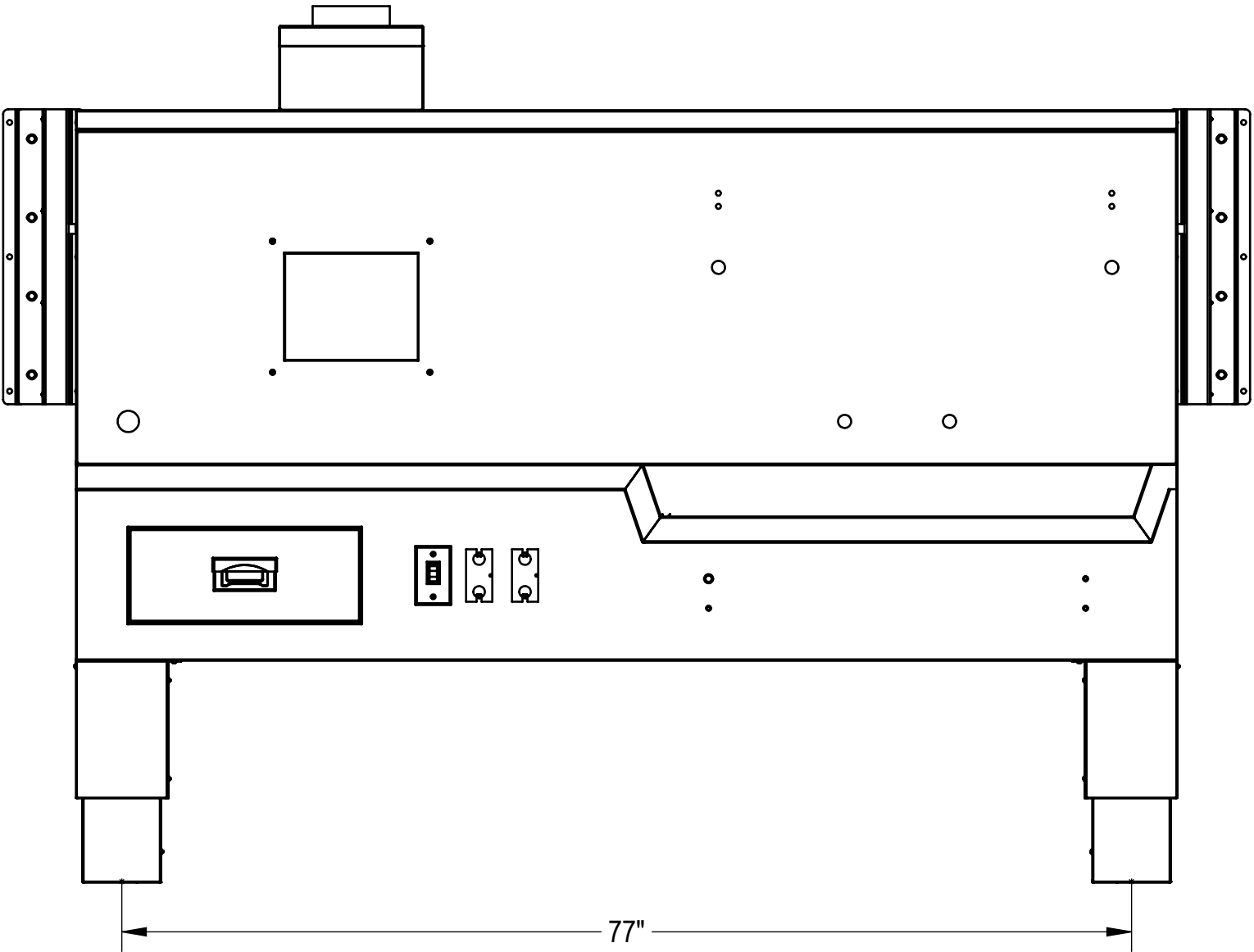
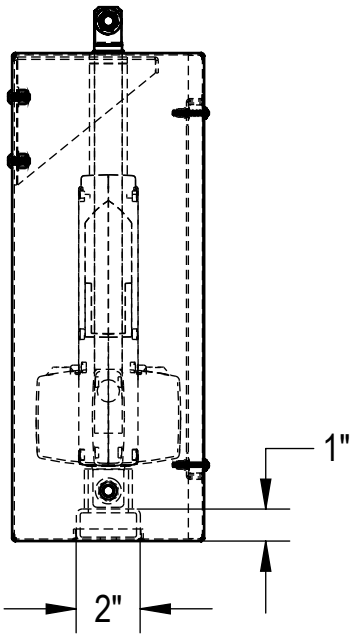
NOTES: UNLESS OTHERWISE SPECIFIED

1. APPLICABLE STANDARDS AND SPECIFICATIONS;
ASMEY14.5-2009, DIMENSIONING AND TOLERANCING
ASME Y14.5-2007, ABBREVIATIONS



PEDESTAL DETAILS

PEDESTAL TOP VIEW
(2) PER UNIT



CUSTOMER	APPROVAL		<div>PROPRIETARY</div> <div>THIS DOCUMENT AND THE DATE DISCLOSED HEREIN AND HEREWITH IS NOT TO BE REPRODUCED, USED, OR OTHERWISE DISCLOSED IN WHOLE OR IN PART TO ANYONE WITHOUT WRITTEN AUTHORIZATION FROM MORTECH MFG.</div>			<div><div>MOPEC GROUP</div><div><div>Mopec</div><div>MORTECH</div></div><div>ISO 9001:2015 CERTIFIED COMPANY</div></div> <div>411 North Aerojet Avenue Azusa, CA 91702 tel: (800) 410-0100 (626) 334-1471 fax: (626) 334-1704 www.moritechmfg.com</div>			
PROJECT						TITLE			MODEL 1036-8A FLOOR MOUNT AUTOPSY STATION, RIGHT SINK, ELEVATING FLOOR MOUNTING
	SIGNATURE	DATE	DO NOT SCALE DRAWING		APPROVALS	DATE	SIZE C	DWG NO. 1036-8A-AP	REV. X01
			MATERIAL 304 STAINLESS STEEL	DRAWN BY LUIS F.	06/06/19				
			FINISH #4 SATIN	CHECKED BY					
		APPROVED BY				SCALE 1:10	NEXT ASSY.	SHEET 4 OF 4	