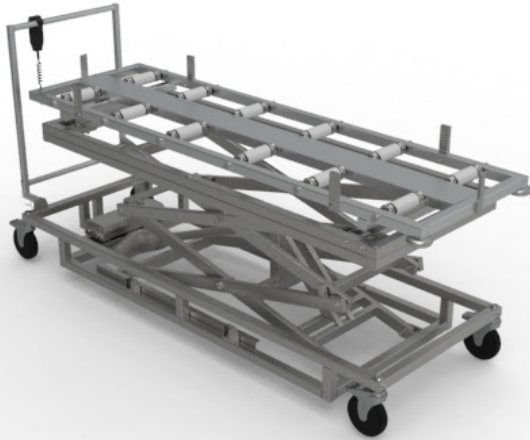
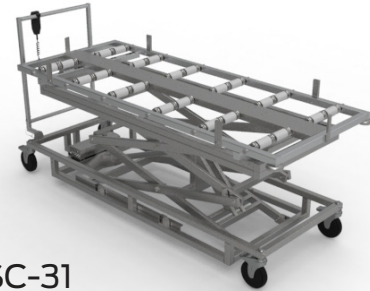


Scissor Lift, End and Side-Loading with Scale

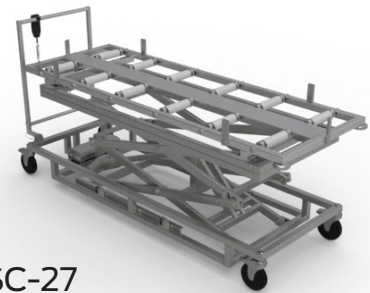
The M690ESSC Scissor Lifts with Scales are a heavy-duty, electromechanical cadaver handling lift designed for mortuary, hospital, and pathology settings. It uses a powered scissor action system with an integral battery charger to eliminate manual lifting, safely raising and lowering body trays up to the height of storage racks. It accommodates body trays and reduces physical strain during transfer and storage tasks.



M690ESSC-23



M690ESSC-31



M690ESSC-27

SPECIFICATIONS

Construction

- Fits 23", 27", or 31" trays (sold separately) based on model
- Multi-directional rollers which allow for end and side loading
- Includes scale with digital indicator
- Battery-operated electromechanical scissor lifting system
- Integral battery charger and rechargeable battery
- Flip-latches are provided on ends and sides to secure loads and help prevent shifting
- Full-swivel casters with brakes, (3) with total lock brakes and (1) with directional lock
- Removable handle with quick release pins
- Plastic hand-held lift controller

Materials

- 11GA 304 Stainless steel tubing
- Various gages of stainless steel sheet metal
- (10) Nylon/PVC multi-directional rollers

Dimensions

- M690ESSC-23: 85.3" L x 28.6" W x 16" (minimum) – 93.75" (maximum) H
- M690ESSC-27: 85.3" L x 29.25" W x 16" (minimum) – 93.75" (maximum) H
- M690ESSC-31: 85.3" L x 34" W x 15.5" (minimum) – 93.75" (maximum) H

Capacity

- 500 lbs

Utilities / Power

- 24V power system, (2 Rechargeable deep-cycle 12-volt batteries included) battery cord accepts any standard 120V/1hp/60V outlet

Compatibility

- M690ESSC-23: JCo23 and JCo23D trays, (T3626-23, T3636HS-23, T3626DHS-23 Legacy trays)
- M690ESSC-27: JCo27 and JCo27D trays, (T3626-27, T3626HS-27, T3626DHS-27 Legacy trays)
- M690ESSC-31: GA031 tray
- **Note: Trays sold separately**

Variations

Model No.	Description	Dimensions
M690ESSC-23	Scissor Lift, End/Side Loading, 23" Trays	85.3"L x 28.6"W x 15.5" - 93.75"H
M690ESSC-27	Scissor Lift, End/Side Loading, 27" Trays	85.3"L x 29.25"W x 15.5" - 93.75"H
M690ESSC-31	Scissor Lift, End/Side Loading, 31" Trays	85.3"L x 34"W x 15.5" - 93.75"H

MOPEC
GROUP



www.mopecgroup.com

800.362.8491

800 Tech Row, Madison Heights, MI