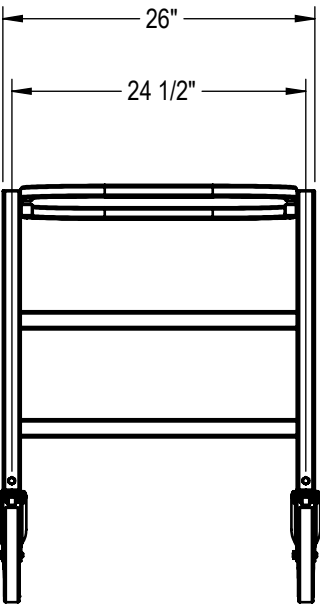
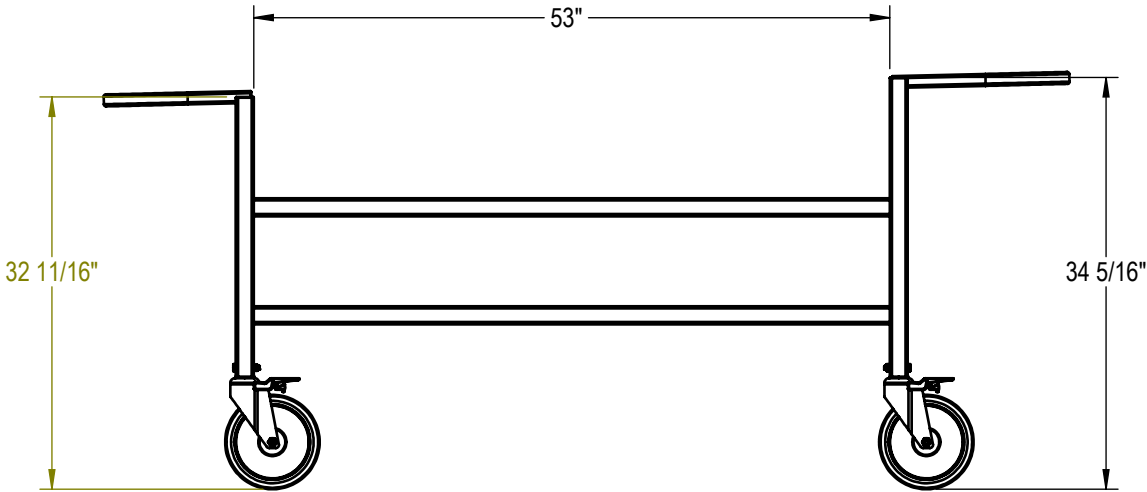
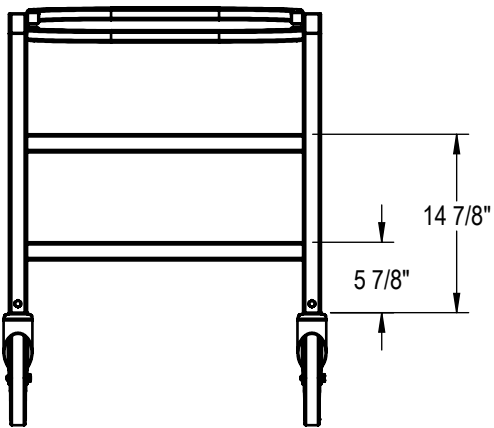
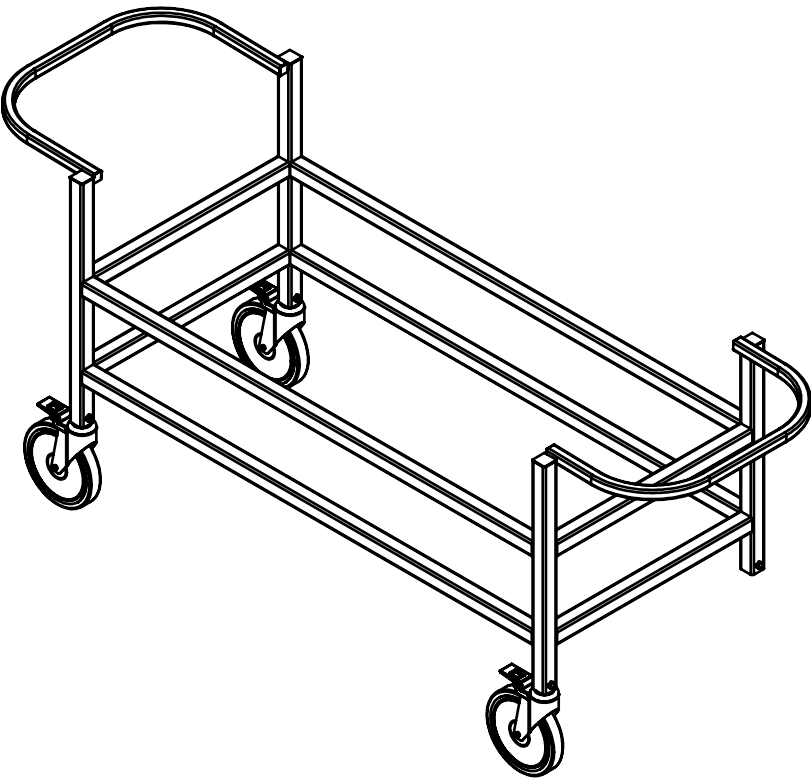
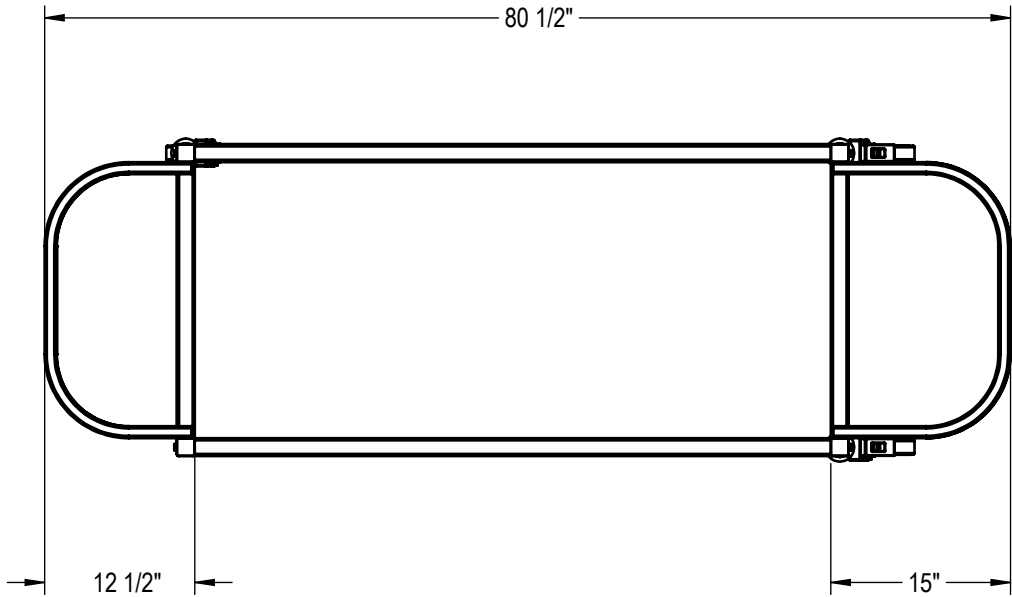


NOTES: UNLESS OTHERWISE SPECIFIED

1. APPLICABLE TO STANDARDS AND SPECIFICATIONS;
ASME Y14.5-2009, DIMENSIONING AND TOLERANCING
ASME Y14.38-2007, ABBREVIATIONS



| | | | | | |
|--|-------------------|--|--|---|--|
| TOLERANCE BLOCK: DIMENSIONS ARE IN INCHES | | PROPRIETARY THIS DOCUMENT AND THE DATE DISCLOSED HEREIN AND HERewith IS NOT TO BE REPRODUCED, USED, OR OTHERWISE DISCLOSED IN WHOLE OR IN PART TO ANYONE WITHOUT WRITTEN AUTHORIZATION FROM MORTECH MFG. | | <div>MOPEC GROUP</div> <div>MOPEC MORTECH MANUFACTURING</div> <div>411 North Aerojet Avenue Azusa, CA 91702 TEL: (800) 410-0100 (626) 334-1471 FAX: (626) 334-1704 www.mortechmfg.com</div> | |
| DECIMALS .X ± .1 | ANGLES ± 1° | | | | |
| DECIMALS .XX ± .01 | FRACTIONS ± 1/16" | | | | |
| DECIMALS .XXX ± .005 | | | | | |
| DO NOT SCALE DRAWING | | APPROVALS | | DATE | |
| DRAWN BY | | FRANCISCO J. | | 01/03/25 | |
| CHECKED BY | | | | | |
| FINISH | | APPROVED BY | | | |
| | | | | TITLE | |
| | | | | CARRIER, AUTOPSY | |
| | | SIZE | | DWG NO. | |
| | | B | | 600017 | |
| | | SCALE | | 1:12 | |
| | | NEXT ASSY. | | | |
| | | SHEET | | 1 OF 2 | |
| | | | | REV. | |
| | | | | X01 | |