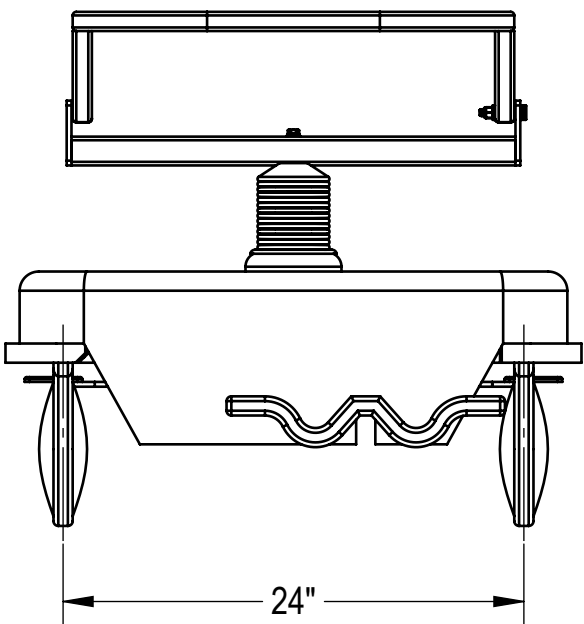
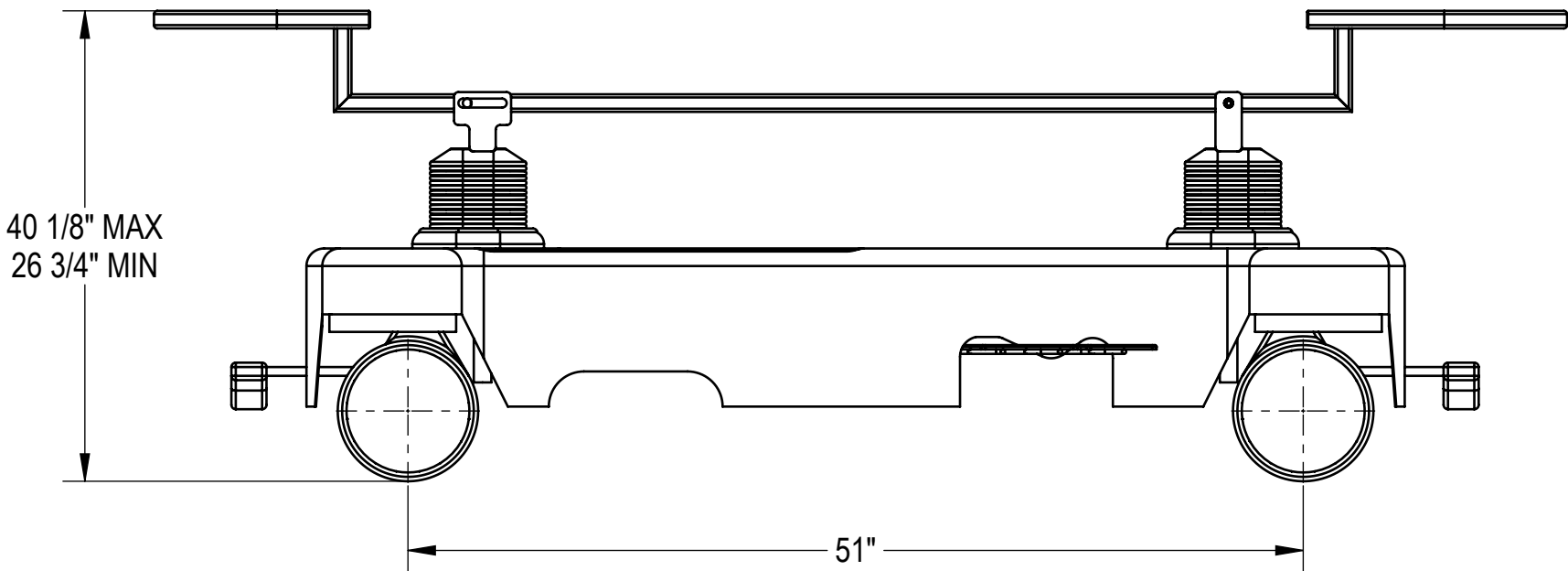
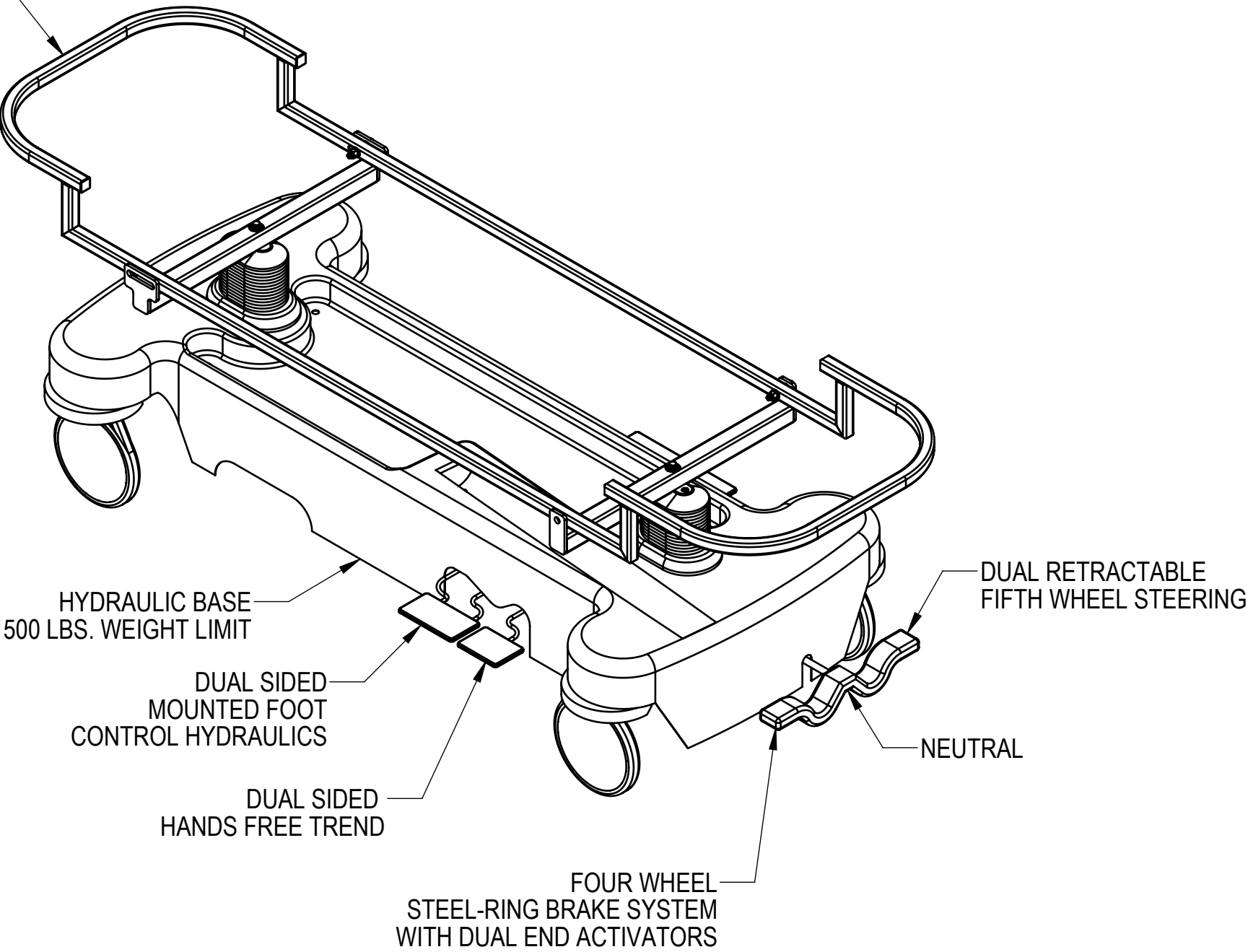
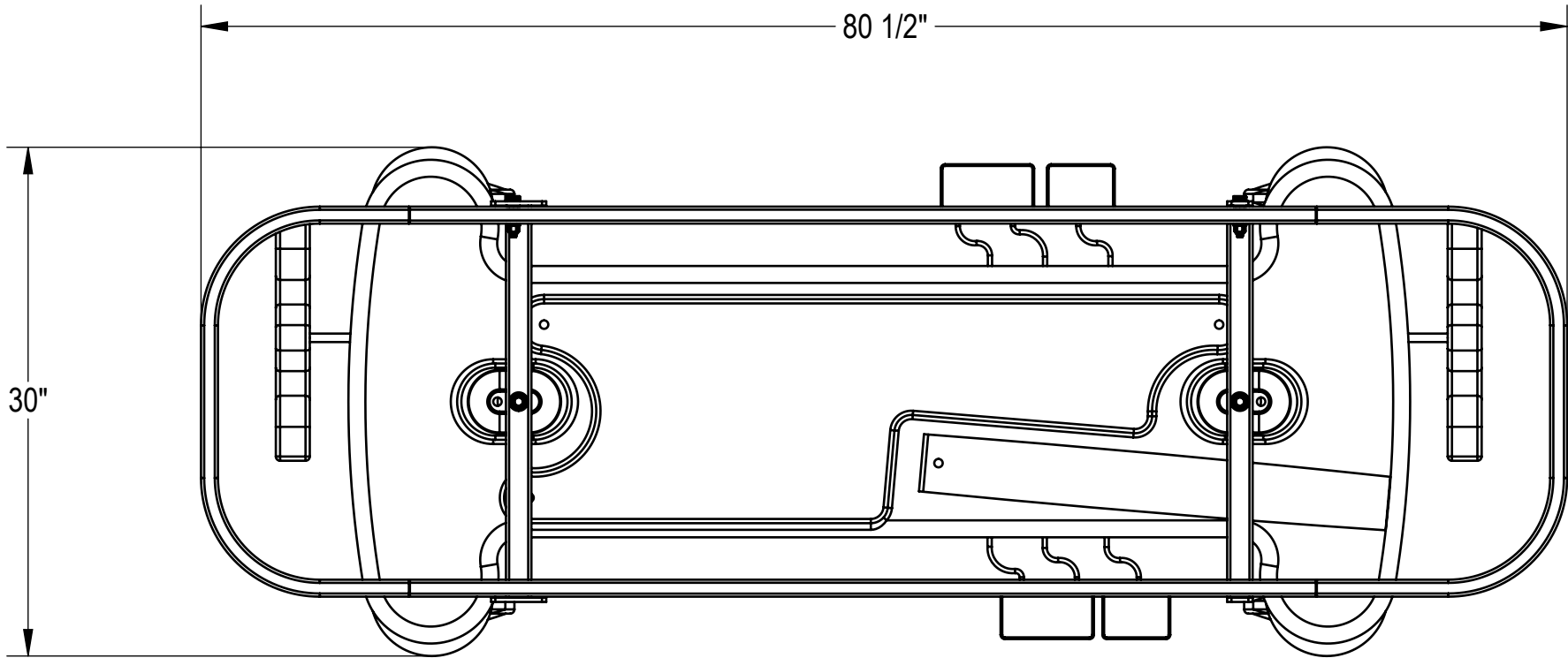


NOTES: UNLESS OTHERWISE SPECIFIED

1. APPLICABLE STANDARDS AND SPECIFICATIONS;
ASME Y14.5-2009, DIMENSIONING AND TOLERANCING
ASME Y14.5-2007, ABBREVIATIONS

CARRIER TOP FRAME
FITS TRAYS-
T3603,T3604,T3614R,T3615R
NOTE:
UNDERSIDE OF TRAY MATES TO
TOP OF CARRIER TO SECURELY
HOLD THE TRAY IN PLACE WITHOUT
USE OF MECHANICAL FASTENERS.



CUSTOMER		APPROVAL		<div>PROPRIETARY</div> <div>THIS DOCUMENT AND THE DATE DISCLOSED HEREIN AND HEREWITH IS NOT TO BE REPRODUCED, USED, OR OTHERWISE DISCLOSED IN WHOLE OR IN PART TO ANYONE WITHOUT WRITTEN AUTHORIZATION FROM MORTECH MFG.</div>			<div><div><div>MOPEC GROUP</div><div><div>MOPEC</div><div>MORTECH</div><div><small>EXHAUSTIVE MANUFACTURING</small></div></div></div><div>411 North Aerojet Avenue Azusa, CA 91702 tel: (800) 410-0100 (626) 334-1471 fax: (626) 334-1704 www.mortechmfg.com</div></div>		
PROJECT							TITLE		
							<div>MODEL 600017H</div> <div>HYDRAULIC AUTOPSY CARRIER</div>		
				DO NOT SCALE DRAWING		APPROVALS		DATE	
				MATERIAL		DRAWN BY			
				304 STAINLESS STEEL		PETE V.		06/25/13	
						CHECKED BY			
						RICK R.		06/26/13	
				FINISH		APPROVED BY			
				GRAINED					
		SIGNATURE		DATE		SIZE		DWG NO.	
						C		600017HAP	
						SCALE		1:10	
						NEXT ASSY.		SHEET	
								1 OF 1	
								REV. A	