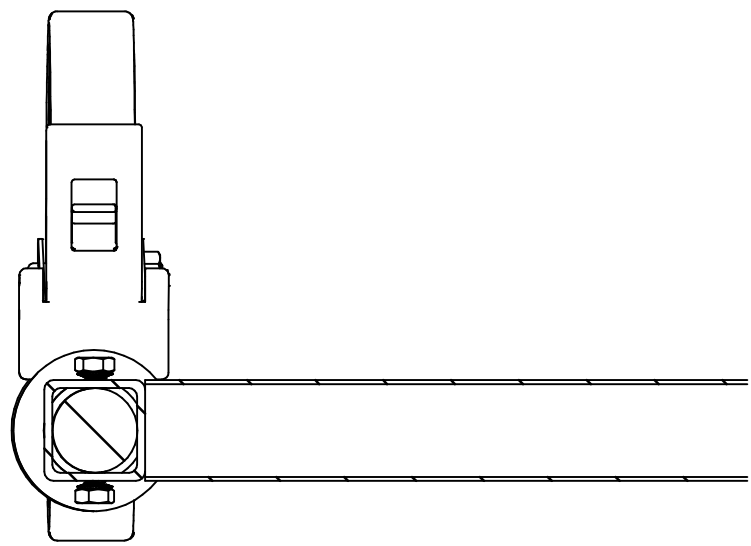
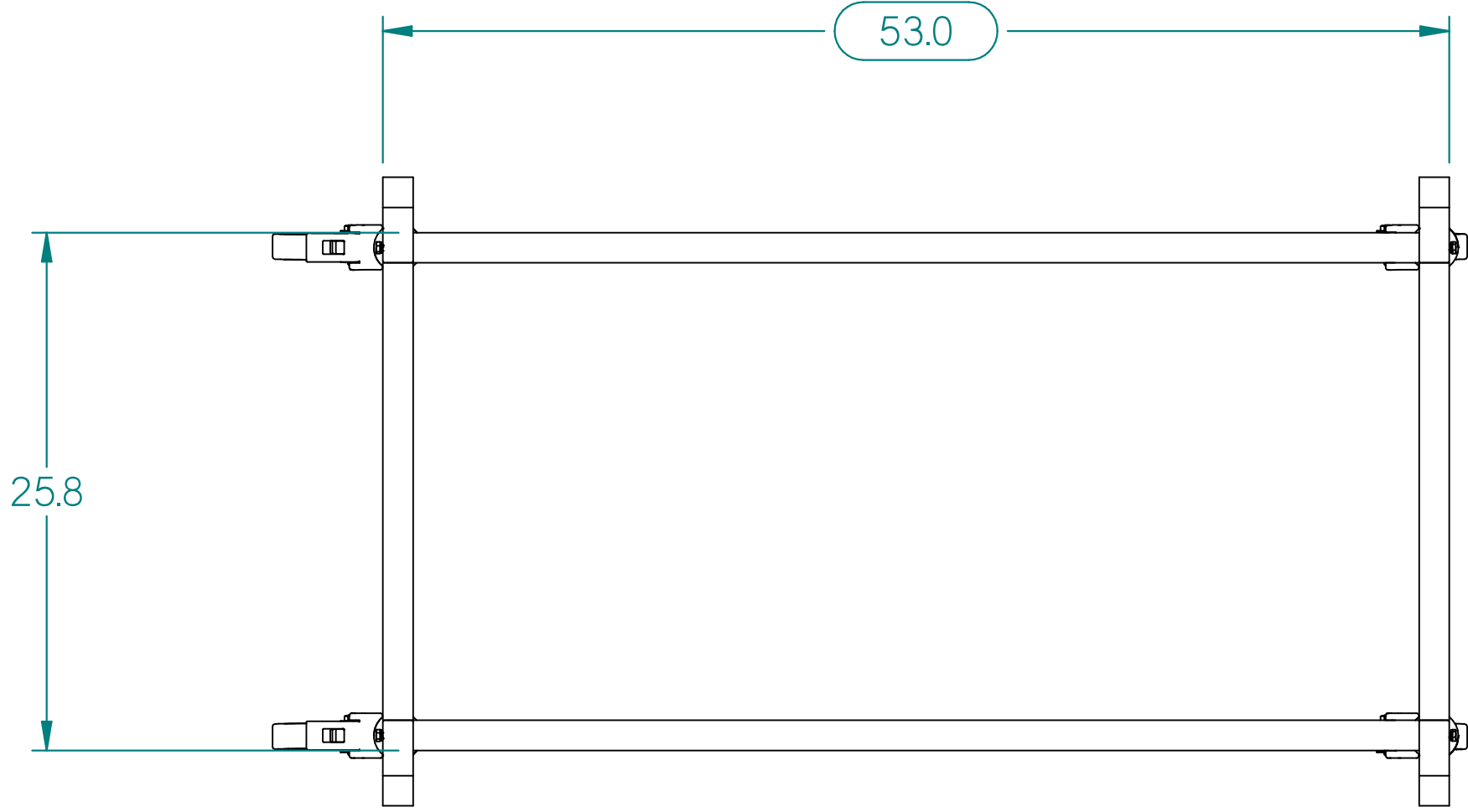


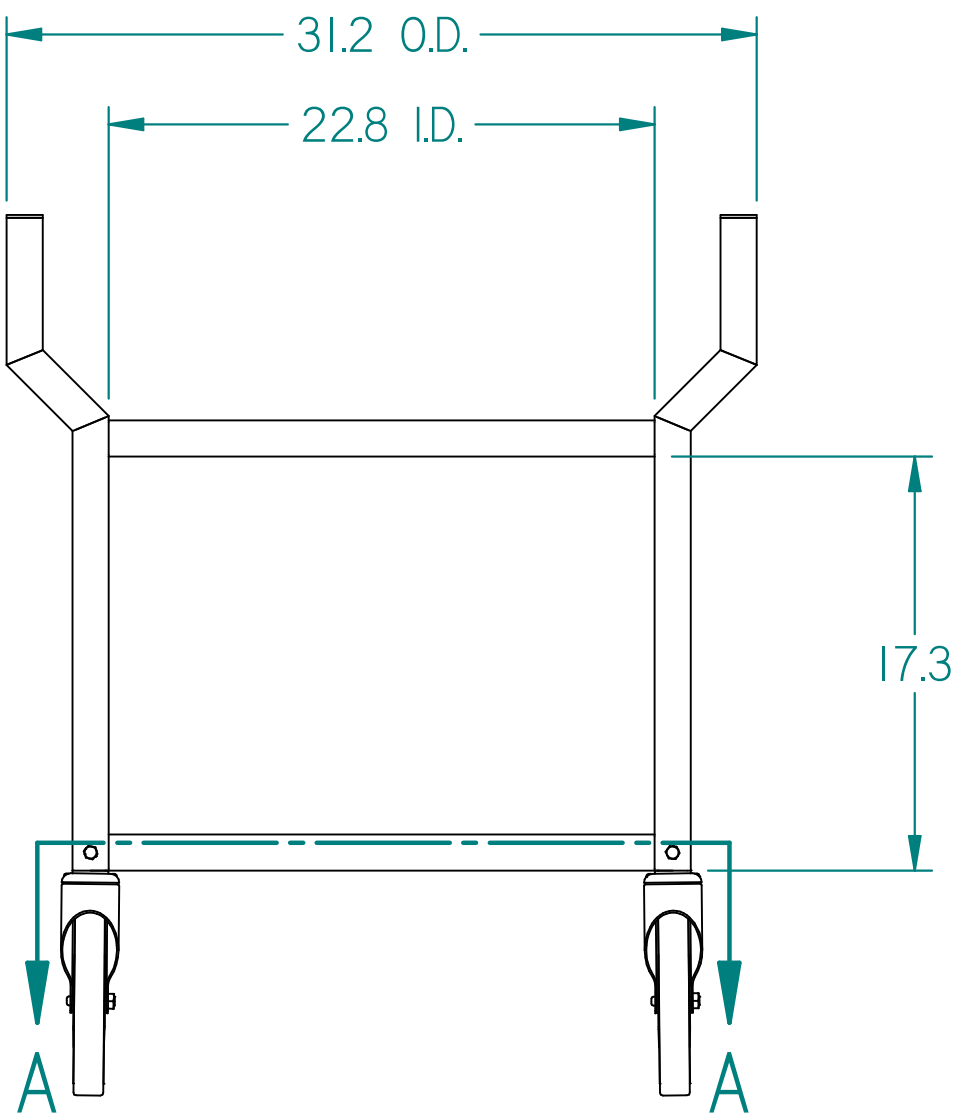
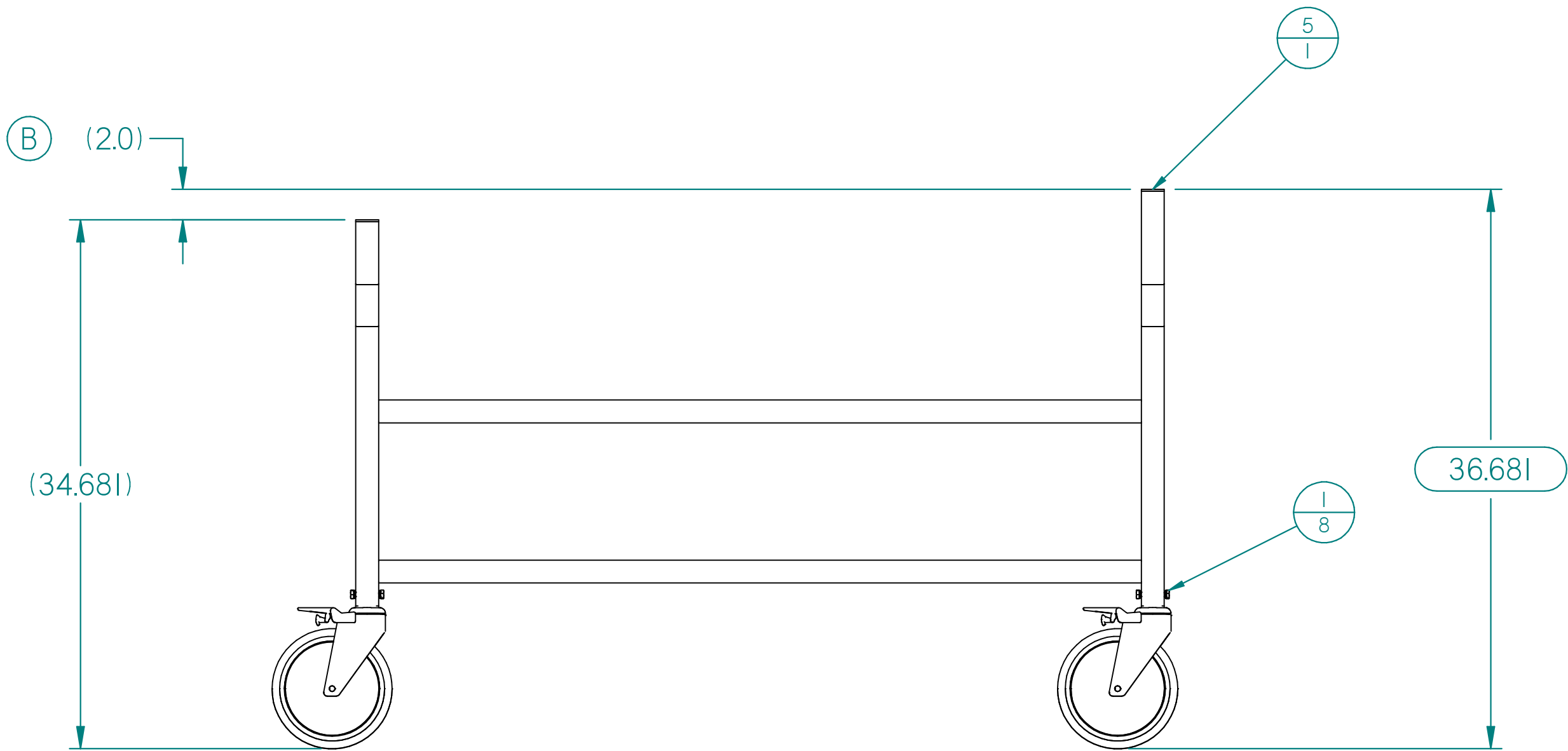
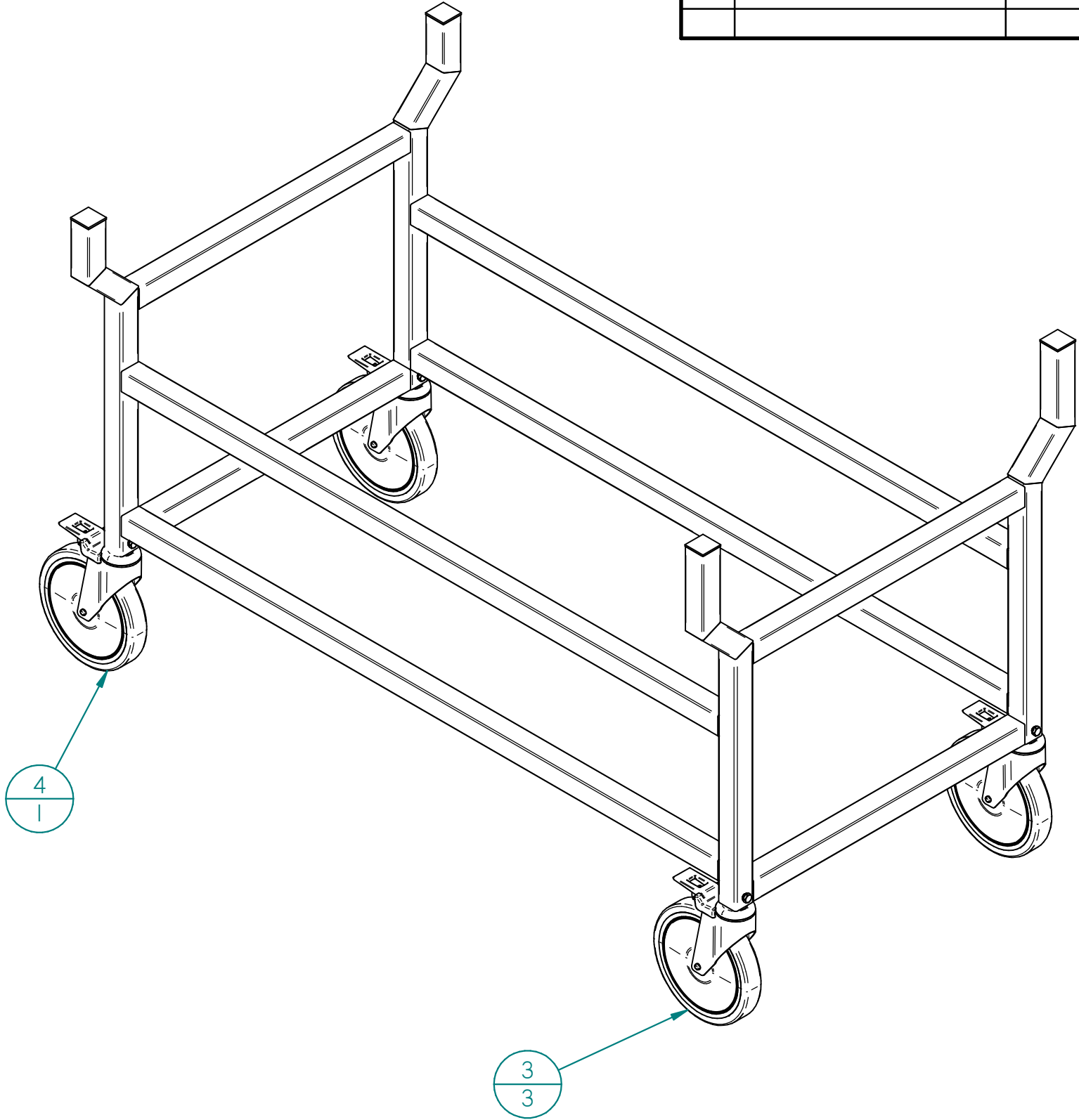
A  
B  
C  
D  
E  
F  
G  
H

I 2 3 4 5 6 7 8 9 10 11

REV	DESCRIPTION	DATE	ECN #	APPR
A	INITIAL RELEASE	00-XXX-19	XXXXX	MM
B	ADJUSTED HEIGH, INCREASE SLOPE	15-AUG-17	954	JB
C	UPDATE MODEL TO VISBOM	3/29/21	1036	JJ



SECTION A-A



Item #	Qty.	File Name	Title	Material	Rev.
1	8	PB0137.par	BOLT - ZINC, M8 x 1.25 x 14mm, HEX HEAD		A
2	8	PB0211.par	WASHER - SS, M8 x 5/16", SERRATED BELLEVILLE		A
3	3	PM0851.par	CASTER, SWIVEL, W/STEM 32 -BRAKE 8" X 1" TOTAL LOCK		A
4	1	PM0852.par	CASTER, SWIVEL, W/STEM 32 - BRAKE 8"X 1" DIRECTIONAL LOCK		A
5	1	S3436-D.asm	DA000 & DF000 CART FRAME		D

**MOPEC LEGAL NOTE**  
THIS DOCUMENT CONTAINS PROPRIETARY INFORMATION OF MOPEC, AND MAY NOT BE COPIED IN WHOLE OR PART, AND NO USE SHALL BE MADE OF IT OTHER THAN FOR WHICH IT HAS BEEN SUBMITTED WITHOUT THE WRITTEN PERMISSION OF A MOPEC MANAGER  
MOPEC 2025

UNLESS OTHERWISE SPECIFIED:  
ALL DIMENSIONS IN INCHES  
TOLERANCES  
0.0 ± 0.1 in  
0.00 ± 0.05 in  
0.000 ± 0.010 in  
0.0000 ± 0.0010 in  
ANGLES ± 0.5°  
BREAK ALL CORNERS 0.063 X 45°  
ALL FILLET RADII R0.063 /0.125in  
INSPECT OVAL DIMENSIONS

MATERIAL



DRAWN BY: ehankins  
DATE: 4/15/2025  
CHECKED BY: ---  
DATE: 4/15/2025  
APPROVED BY: MMcCLAIN  
DATE: 4/15/2025

PART NUMBER: DA000-C	REV: C
DESCRIPTION: DA000 CART FRAME	
SIZE: A2	FILE NAME: DA000-C.dft
SCALE: 1:8	SHEET 1 OF 1