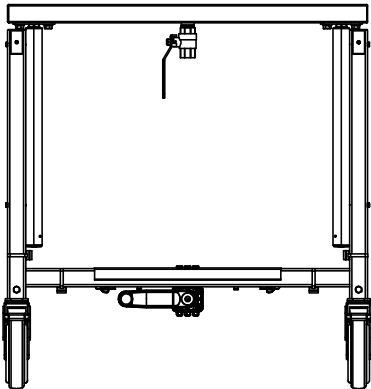
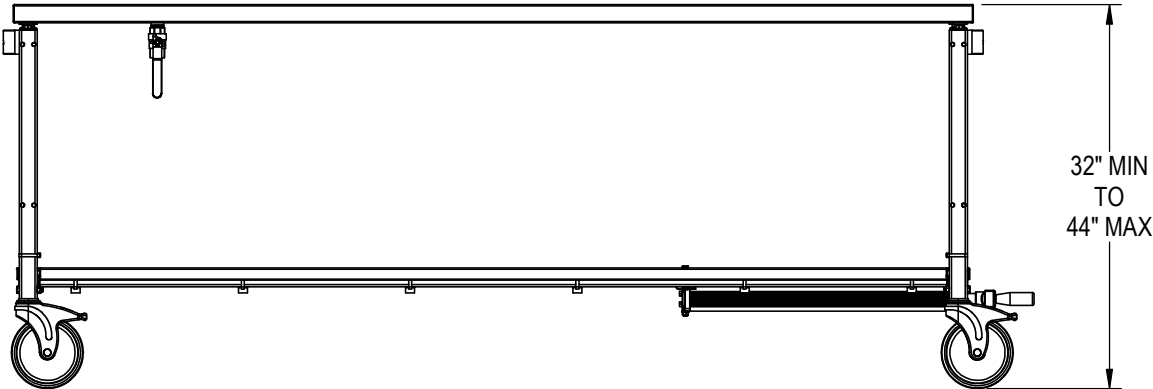
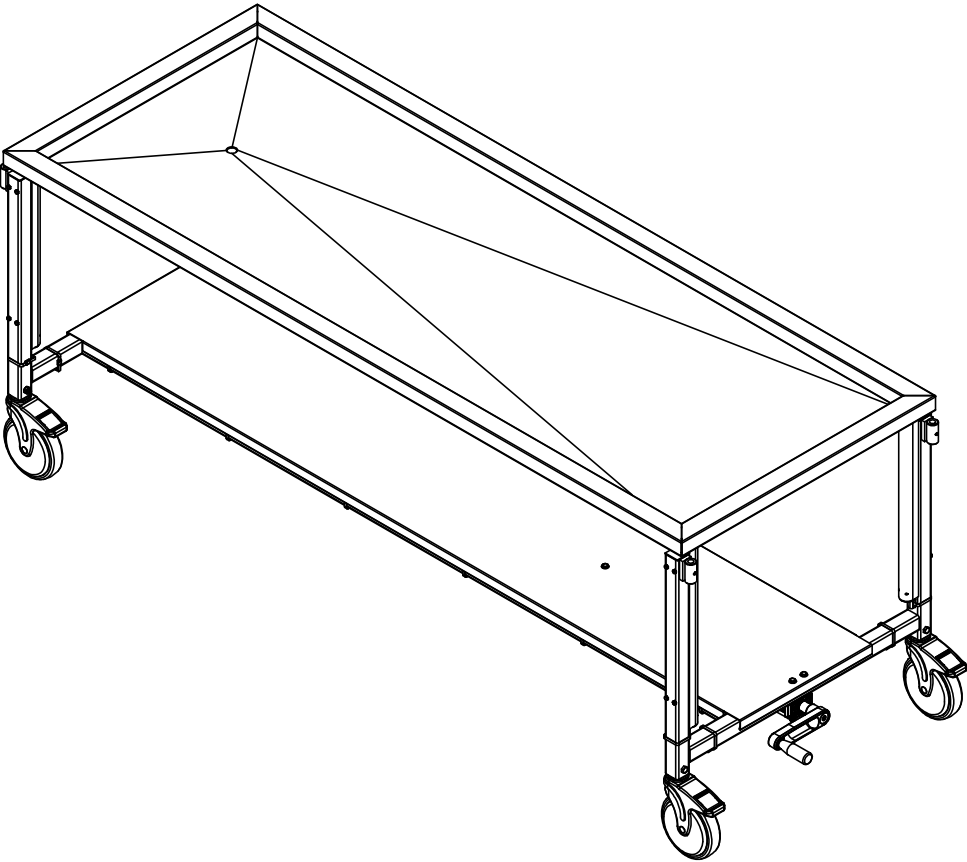
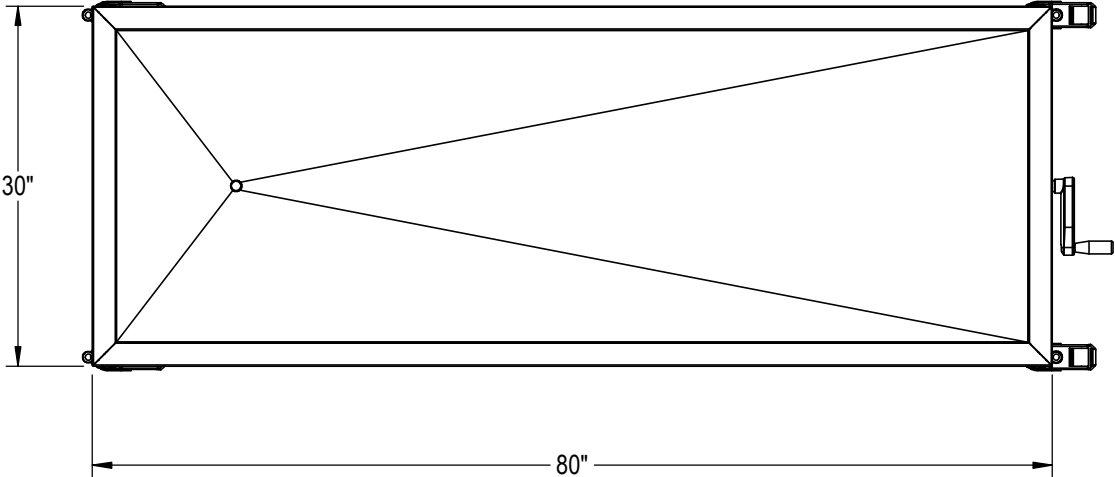


NOTES: UNLESS OTHERWISE SPECIFIED

1. APPLICABLE TO STANDARDS AND SPECIFICATIONS;
- ASME Y14.5-2009, DIMENSIONING AND TOLERANCING
- ASME Y14.38-2007, ABBREVIATIONS

REVISIONS				
REV.	DCN	DESCRIPTION	DATE	APPROVED
X01		PRELIMINARY RELEASE	12/4/2024	FJ



7	1	VALVEB75	VALVE, BALL- 3/4" NPT
6	8	WASHERLCK375SS	WASHER, LOCK- .375, SS
5	8	WASHERF375SS	WASHER, FLAT- .375 ID, SAE, SS
4	8	SCREWHC371675SS	SCREW, HEX HEAD CAP- .375-16 X .75 L, SS
3	1	623HC-2000	SHELF, REMOVABLE- 15 11/16" X 79 3/8"
2	1	623HC-7000	TOP, DISSECTION TABLE SUBASSEMBLY- 30" X 80", HAND CRANK
1	1	623HC-701	ELEVATING DISSECTION TABLE FRAME SUBASSEMBLY
ITEM NO.	QTY.	PART NUMBER	DESCRIPTION

PARTS LIST

TOLERANCE BLOCK: DIMENSIONS ARE IN INCHES		PROPRIETARY THIS DOCUMENT AND THE DATE DISCLOSED HEREIN AND HEREWITH IS NOT TO BE REPRODUCED, USED, OR OTHERWISE DISCLOSED IN WHOLE OR IN PART TO ANYONE WITHOUT WRITTEN AUTHORIZATION FROM MORTECH MFG.		MOPEC GROUP		mopec MORTECH ELEVATING PATHOLOGY MANUFACTURING		TITLE DISSECTION TABLE, HAND CRANK	
DECIMALS .X ± .1	ANGLES ± 0° 30'	APPROVALS		DATE		DO NOT SCALE DRAWING		DRAWN BY ELISEO S.	
DECIMALS .XX ± .06	FRACTIONS ± 1/16"	DO NOT SCALE DRAWING		DATE		CHECKED BY		SIZE B	
DECIMALS .XXX ± .031		SEE PARTS LIST		APPROVED BY		DWG NO. 600023HC		REV. X01	
FINISH #4		SCALE 1:16		NEXT ASSY.		SHEET 1 OF 1			