



GROSSING STATIONS MB SERIES



Table Of Contents

MB100	3
MB150	4
MB200	5-6
MB400	7-8
MB450	9-10
MB600	11-12
MB650	13-14
MB670	15-16
MB700	17-18
MB800	19-20
Standard Equipment	21-24
Optional Accessories	25-30

GROSSING S

Why Mopec

From concept to installation, Mopec is with you every step of the way. With more than 40 representatives throughout the country, a knowledgeable customer service support center and a team of innovative engineers - Mopec works with you to determine the most technologically advanced, cost-effective solution for your facility. Our expertise in customizing unique work environments gives our customers the laboratory options they need on a scale suited for their space.

Mopec engineers are highly skilled in designing solutions at a variety of price points and can accommodate virtually any plumbing request, from speciality fixtures to running water on your cutting board.

Constructed with top-of-the-line materials and built at our factory home here in the United States - we proudly stand behind every product we sell and guarantee its quality.



MB100 With Optional
Leg Frame



MB200 Countertop Unit



MB150 Countertop Dry Unit



MB400 Freestanding Unit

NOTE: Photos may include optional features that are not standard.

International voltage available.

TATIONS MB SERIES



MB450 Freestanding Shared Sink Model



MB670 Elevating Shared Sink Model



MB600 Elevating Unit



MB700 Elevating Wall Mount Unit



MB650 Elevating Unit
With Extra Knee Space



MB800 Grossing Station With
Touch Screen Controls

Patent Pending

Standard Features Include:

- All 304 stainless steel construction
- Small specimen sink, 10" (25.4 cm) L x 5" (12.7 cm) W x 3" (7.6 cm) D located in center of work shelf
- Includes hot/cold water fixture, wrist blade handles with swing spout faucet
- Sloped work surface
- Removable polyethylene cutting board 23" (58.4 cm) L x 16" (40.6 cm) W x ¾" (2 cm) H - color white
- Washable ruler with inch & centimeter ruler markings located on inside lip of grossing station
- Magnetic tool bar holds instruments when not in use
- Organizer bin-small stainless steel (1)
- Organizer bin-large stainless steel (1)
- Leveling pads (4)
- Stainless steel C-fold paper towel dispenser
- Water resistant LED lights with IP-65 rating (2)
- GFCI electrical receptacle, 1 circuit - 20 amps
- Eight-foot hospital grade line cord
- Back draft ventilation
- Duct stub connection: 46" (116.9 cm) L x 3" (7.6 cm) W
- All internal electrical completed at factory. All single point connections, electrical and exhaust connection.

**48" (122 cm) L x
29" (74 cm) W x
45.5" (116 cm) H**

MB100

COUNTERTOP GROSSING STATION WITH SMALL SPECIMEN SINK

The Mopec MB100 Grossing Station is ideal for small laboratories with tight space constraints. It also serves as a secondary station in larger, busier facilities that require additional workspace to meet increased demands. Built for countertop placement, the MB100 is compact, maximizing your work space with conveniences such as recessed LED lighting and a small specimen sink with wrist blade handles, and swing spout faucet. Measuring 5" W x 10" L x 3" D, the sink is located on the center of the work shelf, ideal for washing small specimens and disinfecting instruments. When counter space is limited, the MB100 can be converted into a freestanding grossing station with the optional stainless steel leg frame.



Optional Leg Frame (MB006)
Shown

Optional Features Include:

CP001 - Communication Port
CP002 - Wire Chase
MB001 - Self-Contained Exhaust System - Single
MB003 - Formalin Dispensing Container
MB004 - Dictation Stand
MB006 - Leg Frame

MB009 - Perimeter Rinse
MB011 - Safety Splash Shield
MB012 - Hand Spray Rinse
MB013 - Magnifier
(Must Purchase MB053 or MB054)
MB015 - Video Camera Arm

MB017 - Camera Stand
MB029 - CPU Bracket
MB053 - LED Task Light - Single
MB054 - LED Task Light - Dual

Standard Features Include:

- All 304 stainless steel construction
- Recessed flat work surface
- Removable polyethylene cutting board 23" (58.4 cm) L x 16" (40.6 cm) W x 3/4" (2 cm) H - color white
- Washable ruler with inch & centimeter ruler markings located on inside lip of the grossing station
- Magnetic tool bar holds instruments when not in use
- Organizer bin-small stainless steel (1)
- Organizer bin-large stainless steel (1)
- Leveling pads (4)
- Stainless steel C-fold paper towel dispenser
- Water resistant LED lights with IP-65 rating (2)
- GFCI electrical receptacle, 1 circuit - 20 amps
- Eight-foot hospital grade line cord
- Back draft ventilation
- Duct stub connection: 46" (116.9 cm) L x 3" (7.6 cm) W
- All internal electrical completed at factory. All single point connections, electrical and exhaust connection.

**48" (122 cm) L x
29" (74 cm) W x
45.5" (116 cm) H**

MB150

COUNTERTOP DRY UNIT GROSSING STATION WITHOUT SINK

More than 40 standard features and optional accessories make the MB150 grossing station ideal for any work environment. Standard features bring production to life and optional accessories customize your grossing station to your unique requirements. The versatile MB150 can be mounted to a leg frame. Back draft ventilation safely and effectively removes fumes and vapors from the work area. The factory installed exhaust duct can be connected to any in-house ventilation system.



Optional Features Include:

CP001 - Communication Port
CP002 - Wire Chase
MB001 - Self-Contained Exhaust System - Single
MB004 - Dictation Stand
MB006 - Leg Frame
MB011 - Safety Splash Shield

MB013 - Magnifier
(Must Purchase MB053 or MB054)
MB015 - Video Camera Arm
MB017 - Camera Stand
MB029 - CPU Bracket
MB053 - LED Light - Single

MB054 - LED Light - Dual
U0004 - Keyboard Support

Standard Features Include:

- All 304 stainless steel construction
 - Large deep sink 19" (48 cm) L x 14" (36 cm) W x 10" (25 cm) D
- NOTE: Right hand sink is standard, if left hand sink is desired, please specify when ordering
- Includes hot/cold water fixture, wrist blade handles with swing spout faucet
 - Sloped work surface
 - Removable polyethylene cutting board 23" (58.4 cm) L x 16" (40.6 cm) W x 3/4" (2 cm) H - color white
 - Washable ruler with inch & centimeter ruler markings located on the inside lip of grossing station
 - Magnetic tool bar holds instruments when not in use
 - Organizer bin-small stainless steel (1)
 - Organizer bin-large stainless steel (1)
 - Stainless steel C-fold paper towel dispenser
 - Water resistant LED lights with IP-65 rating (2)
 - GFCI electrical receptacle, 1 circuit - 20 amps
 - Electrical requirements 115V/60Hz - 1 ph - 20 amps
 - Back draft ventilation
 - Duct stub connection: 46" (116.9 cm) L x 3" (7.6 cm) W
 - All internal plumbing and electrical completed at factory. All single point connections for hot and cold water, drain, electrical and exhaust connection.

**48" (121.9 cm) L x
29" (73.7 cm) W x
45.5" (115.6 cm) H**

MB200

COUNTERTOP GROSSING STATION WITH SINK

The MB200 is a compact countertop grossing station featuring one of the deepest sinks in the industry. The sink allows for convenient handling of large specimens and containers, while receiving proper ventilation and resting easily upon a countertop. Mopec's Back Draft Ventilation System safely pulls specimen odors and off-gas away from the end user, promoting a safer laboratory work environment.



Optional Leg Frame (MB006) and
(BL800) 1 HP Disposal

Optional Features Include:

BL007 - Lab Mixing Faucet For Standard Foot Pedal
BL047 - Lab Mixing Faucet - Pneumatic
BL800 - 1 hp Disposal
CP001 - Communication Port
CP002 - Wire Chase

MB001 - Self-Contained Exhaust - Single
MB003 - Formalin Dispensing Container (w/Leg Frame Only)
MB004 - Dictation Stand
MB006 - Leg Frame
MB007 - Foot Pedal (w/Leg Frame Only)

MB009 - Perimeter Rinse
MB011 - Splash Shield
MB012 - Hand Spray Rinse
MB013 - Magnifier
(Must Purchase MB053 or MB054)
MB015 - Video Camera Arm



*"Our MB200 includes every feature we needed,
yet didn't come with a big ticket price."
Hospital Administrator*

MB017 - Camera Stand
MB019 - Formalin Collection System
(w/Leg Frame Only)
MB029 - CPU Bracket
MB031 - Removable Writing Ledge

MB047 - Pneumatic Foot Pedal
(w/Leg Frame Only)
MB049 - LCD Flat Screen/Keyboard System
MB050 - Ventilated Trash Can On
Casters
MB053 - LED Gooseneck Light - Single

MB054 - LED Gooseneck Light - Dual
MB055 - Infrared Faucet
MB060 - Hand Crank Leg Frame
SA100 - Seismic Anchor
(With Optional Leg Frame)
U0004 - Keyboard Support

Standard Features Include:

- All 304 stainless steel construction
 - Large deep sink, 19" (48 cm) L x 14" (36 cm) W x 10" (25 cm) D
- NOTE: Right hand sink is standard, if left hand sink is desired, please specify when ordering
- Includes hot & cold water fixture, wrist blade handles with swing spout faucet
 - Sloped work surface
 - Removable polyethylene cutting board 23" (58.4 cm) L x 16" (40.6 cm) W x 3/4" (2 cm) H - color white
 - Washable ruler with inch & centimeter ruler markings located on inside lip of grossing station
 - Magnetic tool bar holds instruments when not in use
 - Organizer bin-small stainless steel (1)
 - Organizer bin-large stainless steel (1)
 - Leveling adjustment
 - Stainless steel C-fold paper towel dispenser
 - Water resistant LED lights with IP-65 rating (3)
 - GFCI electrical receptacle, 1 circuit - 20 amps
 - Electrical requirements 115V/60Hz - 1 ph - 20 amps
 - Duct stub connection: 58" (147.32 cm) L x 3" (7.6 cm) W
 - Back draft ventilation
 - Trade hook-up required
 - 14" Stainless steel shelf

**60" (152.4 cm) L x
29" (73.7 cm) W x
79" (200.1 cm) H**

MB400

FREESTANDING GROSSING STATION

Designed for any size laboratory, the MB400 is a medium sized freestanding grossing station featuring a sloped work surface, integrally constructed large sink and Mopec's Back Draft Ventilation System. The MB400 provides ample work space and the standard conveniences needed to perform the most demanding grossing procedures.

OPTIMIZE EFFICIENCY UNDER THE PRESSURE OF HEAVY WORKLOADS

The MB400 grossing station provides an optional hot and cold water foot pedal that allows hands-free access to running water and a large work surface along with a deep sink. The MB400 can also be equipped with a flammable storage cabinet, two doors and an adjustable shelf. Easy access makes it ideal for storing xylene, formalin and other flammable chemicals.



Optional Features Include:

BL007 - Lab Mixing Faucet
BL047 - Lab Mixing Faucet - Pneumatic
BL800 - 1 hp Disposal
CP001 - Communication Port
CP002 - Wire Chase
MB003 - Formalin Dispensing Container

MB004 - Dictation Stand
MB005 - Self-Contained Exhaust - Dual
MB007 - Foot Pedal
MB008 - Flammable Cabinet
MB009 - Perimeter Rinse
MB011 - Splash Shield

MB012 - Hand Spray Rinse
MB013 - Magnifier
(Must Purchase MB053 or MB054)
MB015 - Video Camera Arm
MB017 - Camera Stand
MB019 - Formalin Collection System



Optional flammable storage cabinet (MB008)



MB400 with multiple options

MB026 - Ventilated Trash Can
 MB029 - CPU Bracket
 MB031 - Removable Writing Ledge
 MB041 - Combination Writing Ledge/
 Pencil Drawer
 MB042 - Formalin Audio Alarm

MB047 - Pneumatic Foot Pedal
 MB048 - Shelf w/Brackets
 MB049 - LCD Flat Screen/Keyboard System
 MB050 - Ventilated Trash Can On Cast
 MB053 - LED Gooseneck Task Light - Single
 MB054 - LED Gooseneck Task Light - Dual

MB055 - Infrared Faucet
 MB057 - Cassette Labeling Shelf
 SA100 - Seismic Anchor
 U0004 - Keyboard Support

Standard Features Include:

- All 304 stainless steel construction
- Includes hot/cold water fixture, wrist blade handles with swing spout faucet
- Sloped work surfaces
- Two removable polyethylene cutting boards 23" (58.4 cm) L x 16" (40.6 cm) W x ¾" (2 cm) H - color white (2)
- Washable ruler with inch & centimeter ruler markings located on inside lip of grossing station
- Two magnetic tool bars that hold instruments when not in use
- Organizer bins-small stainless steel (2)
- Organizer bins-large stainless steel (2)
- Leveling adjustment
- Stainless steel C-fold paper towel dispenser
- Water resistant LED lights with IP-65 rating (2)
- GFCI electrical receptacles, 1 circuit - 20 amps (2)
- Back draft ventilation
- Trade hook-up required
- Two 14" stainless steel shelves
- All internal plumbing and electrical completed at factory. All single point connections for hot and cold water, drain, electrical and exhaust connection.

**84" (213.6 cm) L x
30" (76.2 cm) W x
77.5" (196.8 cm) H**

MB450

TWO PERSON FREE STANDING GROSSING STATION WITH SHARED SINK

The MB450 double grossing station combines all the amenities of two workstations, but with a smaller footprint than separate units. The MB450 allows two technicians to work side-by-side in an area that could otherwise go under utilized. This enables your team to easily perform the most demanding grossing procedures and keep up with an ever increasing work demand. The MB450 is constructed entirely of stainless steel and features a structural center base cabinet, accompanied by a tubular leg frame on either side with leveling feet.



Optional Features Include:

BL007 - Lab Mixing Faucet
BL047 - Lab Mixing Faucet Pneumatic
BL800 - 1 hp Disposal
CP001 - Communication Port
CP002 - Wire Chase
MB003 - Formalin Dispensing Container

MB004 - Dictation Stand
MB005 - Self-Contained Exhaust - Dual
MB007 - Foot Pedal
MB009 - Perimeter Rinse
MB011 - Splash Shield
MB012 - Hand Spray Rinse

MB013 - Magnifier
(Must Purchase MB053 or MB054)
MB015 - Video Camera Arm
MB017 - Camera Stand
MB019 - Formalin Collection System
MB026 - Ventilated Trash Can



MB028 - Formalin Dispensing System - Carboy Style
MB029 - CPU Bracket
MB031 - Removable Writing Ledge
MB041 - Combination Writing Ledge/ Pencil Drawer

MB047 - Pneumatic Foot Pedal
MB048 - Shelf with Brackets
MB049 - LCD Flat Screen/Keyboard System
MB050 - Vented Trash Can On Casters
MB053 - LED Gooseneck Light - Single

MB054 - LED Gooseneck Light - Dual
MB055 - Infrared Faucet
MB057 - Cassette Labeling Shelf
SA100 - Seismic Anchor
U0004 - Keyboard Support

Standard Features Include:

- All 304 stainless steel construction
- Working area elevating range: 29.5" (74 cm) to 41.5" (105 cm) H
- Overall elevating range: 71.5" (181 cm) to 83.5" (212 cm) H
- Sink: 19" (48 cm) L x 14" (36 cm) W x 10" (25 cm) D

NOTE: Right hand sink is standard, if left hand sink is desired, please specify when ordering

- Pendant elevation control
- Water resistant LED lights with IP-65 rating (3)
- Includes hot/cold water fixture, wrist blade handles with swing spout faucet
- Sloped work surface
- Removable polyethylene cutting board 23" (58.4 cm) L x 16" (40.6 cm) W x 3/4" (2 cm) H - color white
- Washable ruler with inch & centimeter ruler markings
- GFCI duplex electrical receptacles, 1 circuit - 20 amps (2)
- 14" Stainless steel adjustable shelf with brackets
- Magnetic tool bar
- Stainless steel C-fold paper towel dispenser
- Organizer bin-small stainless steel (1)
- Organizer bin-large stainless steel (1)
- Back draft ventilation

**60" (152 cm) L x
29" (73 cm) D
Elevating Range
71.5" – 83.5" (181 cm –
212 cm)**

MB600

ELEVATING GROSSING STATION

The MB600 combines a well organized workspace with back draft ventilation and an ergonomic elevation feature. Designed with a work surface that elevates between 29.5" – 41.5" (74.9 cm – 105.4 cm); users of varying heights can find the most comfortable elevation to perform their duties without back strain. The MB600 is Mopec's most popular grossing station due to its versatility.



Optional Features Include:

BL007 - Lab Mixing Faucet
BL047 - Lab Mixing Faucet Pneumatic
BL800 - 1 hp Disposal
CP001 - Communication Port
CP002 - Wire Chase
MB003 - Formalin Dispensing Container

MB004 - Dictation Stand
MB005 - Self-Contained Exhaust - Dual
MB007 - Foot Pedal
MB009 - Perimeter Rinse
MB011 - Splash Shield
MB012 - Hand Spray Rinse

MB013 - Magnifier
(Must Purchase MB053 or MB054)
MB015 - Video Camera Arm
MB017 - Camera Stand
MB019 - Formalin Collection System
MB026 - Ventilated Trash Can



"Mopec talks to us and more importantly listens to our requirements. They always seem to be the first to implement new technology. After 25 years in the industry, I've come to know Mopec for superior equipment and service, every time."

Pathology Department Manager

MB029 - CPU Bracket
 MB031 - Removable Writing Ledge
 MB041 - Combination Writing Ledge/Pencil Drawer
 MB047 - Pneumatic Foot Pedal
 MB048 - Shelf w/Brackets
 MB049 - LCD Flat Screen/Keyboard System

MB050 - Vented Trash Can On Casters
 MB051 - Formalin Dispensing System -
 Cubitainer Style
 MB053 - LED Gooseneck Light - Single
 MB054 - LED Gooseneck Task Light - Dual
 MB055 - Infrared Faucet

MB057 - Cassette Labeling Shelf
 MB059 - Formalin Collection System
 MB065 - Pegboard Assembly
 SA100 - Seismic Anchor
 U0004 - Keyboard Support

Standard Features Include:

- All 304 stainless steel construction
- Working area elevating range: 29.5" (73 cm) to 41.5" (104 cm) H
- Overall elevating range: 71.5" (180 cm) to 83.5" (210 cm) H
- Sink: 19" (48 cm) L x 14" (36 cm) W x 10" (25 cm) D

NOTE: Right hand sink is standard, if left hand sink is desired, please specify when ordering

- Pendant elevation control
- Includes hot/cold water fixture, wrist blade handles with swing spout faucet
- Sloped work surface
- Water resistant LED lights with IP-65 rating (3)
- Removable polyethylene cutting board 23" (58.4 cm) L x 16" (40.6 cm) W x 3/4" (2 cm) H - color white
- Washable ruler with inch & centimeter ruler markings
- GFCI duplex electrical receptacles, 1 circuit - 20 amps (2)
- 14" (35 cm) Stainless steel adjustable shelf
- Magnetic tool bar
- Stainless steel C-fold paper towel dispenser
- Organizer bin-small stainless steel (1)
- Organizer bin-large stainless steel (1)
- Back draft ventilation
- Knee space area, side-to-side dimensions: 34.5" (86 cm)
- Floor depth of 11- 3/4"

**60" (152 cm) L x
29" (73 cm) D
Elevating Range
71.5" - 83.5" (180 cm -
210 cm)**

MB650

ELEVATING GROSSING STATION WITH EXTRA KNEE SPACE

Brought back by customer request, the MB650 grossing station provides an extra 12 inches of knee space depth for users that prefer to work while seated.



Optional Features Include:

BL007 - Lab Mixing Faucet
BL047 - Lab Mixing Faucet Pneumatic
BL800 - 1 hp Disposal
CP001 - Communication Port
CP002 - Wire Chase
MB004 - Dictation Stand
MB005 - Self-Contained Exhaust - Dual

MB007 - Foot Pedal
MB009 - Perimeter Rinse
MB011 - Splash Shield
MB012 - Hand Spray Rinse
MB013 - Magnifier
(Must Purchase MB053 or MB054)
MB015 - Video Camera Arm

MB017 - Camera Stand
MB026 - Ventilated Trash Can
MB028 - Formalin Dispensing System - Carboy Style
MB029 - CPU Bracket
MB031 - Removable Writing Ledge
MB047 - Pneumatic Foot Pedal



MB048 - Shelf w/Brackets
MB049 - LCD Flat Screen/Keyboard
System
MB050 - Vented Trash Can On Casters
MB053 - LED Gooseneck Light - Single
MB054 - LED Gooseneck Light - Dual

MB055 - Infrared Faucet
MB057 - Cassette Label Shelf
MB065 - Pegboard Assembly
SA100 - Seismic Anchor
U0004 - Keyboard Support

Standard Features Include:

- All 304 stainless steel construction
- Back draft ventilation
- Includes hot & cold water fixture with wrist blade handles and swing spout faucet
- Overall elevating range: 71.5" (181 cm) to 83.5" (212 cm) H - pendant elevation switch
- Pendant elevation control
- Sloped work surface
- Two removable polyethylene cutting boards 23" (58.4 cm) L x 16" (40.6 cm) W x ¾" (2 cm) H - color white (2)
- Two stainless steel shelves
- Two washable rulers with inch & centimeter ruler markings
- Two magnetic tool bars that hold instruments when not in use
- Two stainless steel C-fold paper towel dispenser
- Five water resistant LED lights with IP-64 rating (5)
- GFCI electrical receptacles, 1 circuit - 20 amps (2)
- Electrical requirements 115V/60Hz - 20 amps
- Organizer bin-small stainless steel (1)
- Organizer bin-large stainless steel (1)

**96" (243.84 cm) L x
29" (73.66 cm) W x
70.5" (179.07 cm) H
Elevating Range
71.5" (181 cm) to
83.5" (212 cm)**

MB670

ELEVATING SHARED SINK MODEL

Designed to take up less space than two MB600's, the MB670 at 96" (243.8 cm) in length is a great solution for those who are tight on space but carry a significant workload. The MB670 combines a well organized workspace along with back draft ventilation with an ergonomic elevation feature. The generous workspace of the MB670, combined with the elevation feature, enables your team to work side-by-side, allowing two users to easily perform the most demanding grossing procedures without back strain.



Optional Features Include:

BL007 - Lab Mixing Faucet
BL047 - Lab Mixing Faucet - Pneumatic
BL800 - 1 hp Disposal
CP001 - Communication Port
CP002 - Wire Chase
MB003 - Formalin Dispensing Container

MB004 - Dictation Stand
MB005 - Self-Contained Exhaust - Dual
MB007 - Foot Pedal
MB009 - Perimeter Rinse
MB011 - Splash Shield
MB012 - Hand Spray Rinse

MB013 - Magnifier
(Must Purchase MB053 or MB054)
MB015 - Video Camera Arm
MB017 - Camera Stand
MB019 - Formalin Collection System
MB026 - Ventilated Trash Can



"We shopped around before making any choices and no one else in the industry worked as hard as Mopec to meet our needs. They took the time to learn about our situation before making any recommendations and they stand behind their products to the end."

County Medical Examiner

MB029 - CPU Bracket
MB041 - Combination Writing Ledge/Pencil Drawer
MB047 - Pneumatic Foot Pedal
MB048 - Shelf w/Adjustable Brackets
MB049 - LCD Flat Screen/Keyboard System

MB050 - Vented Trash Can On Casters
MB051 - Formalin Dispensing System - Cubitainer Style
MB053 - LED Gooseneck Light - Single
MB054 - LED Gooseneck Light - Dual
MB055 - Infrared Faucet

MB057 - Cassette Labeling Shelf
MB059 - Formalin Collection System
SA100 - Seismic Anchor
U0004 - Keyboard Support

Standard Features Include:

- All 304 stainless steel construction
- Sink basin: 19" (48 cm) L x 14" (36 cm) W x 10" (25 cm) D
- Pendant elevation control
- Sloped work surface
- Swing spout faucet with wrist blade handles and vacuum breaker
- Work surface elevating range: 29" (73 cm) to 41" (104 cm) H
- Two water resistant LED lights with IP-64 rating (2)
- Washable ruler with inch & centimeter ruler markings
- GFCI duplex electrical receptacle with water tight cover
- 14" (35 cm) Stainless steel adjustable shelf
- Magnetic tool bar
- Stainless steel C-fold paper towel dispenser
- Removable polyethylene cutting board 23" (58.4 cm) L x 16" (40.6 cm) W x 3/4" (2 cm) H - color white
- Organizer bin-small stainless steel (1)
- Organizer bin-large stainless steel (1)
- Wall mounted lifting device
- Electro mechanical lifting device
- Working height to move approximately 29.5" (74.9 cm) lowest position; 41.5" (104.1 cm) highest position)
- Facility wall must accommodate lifting mechanism
- Back draft ventilation

**60" (152 cm) L &
70" - 82.75"
(177 cm - 210 cm) H,
Elevation Range
29.5" (74.9 cm) to 41.5"
(104.1 cm)**

MB700

ELEVATING WALL MOUNTED GROSSING STATION

The newly patented MB700 features a surface wall mounted frame that enables the grossing station elevation. The open workspace and unique elevation feature included with the MB700 allows for those to work while standing or sitting and is also wheelchair accessible.

Mopec's Back Draft Ventilation System eliminates respiratory strain by directly ventilating the MB700 work surface. Maintaining a 60" (152.4 cm) work surface width, the MB700 has more than enough space to handle any procedure while eliminating the often obstructive base feature.



Optional Features Include:

- BL800 - 1 hp Disposal
- MB003 - Formalin Dispensing Container
- MB004 - Dictation Equipment
- MB005 - Self-Contained Exhaust - Dual
- MB009 - Perimeter Rinse
- MB011 - Splash Shield

- MB012 - Hand Spray Rinse
- MB013 - Magnifier (Must Purchase MB053 or MB054)
- MB015 - Video Camera Arm
- MB017 - Camera Stand
- MB019 - Formalin Collection System
- MB031 - Removable Writing Ledge



MB049 - LCD Flat Screen/Keyboard System
MB053 - LED Gooseneck Task Light - Single
MB054 - LED Gooseneck Task Light - Dual
MB055 - Infrared Faucet
U0004 - Keyboard Support

Standard Features Include:

- All 304 stainless steel construction
- Sink basin: 18" (45.7 cm) L x 14" (36 cm) W x 9"(22.8 cm) D
- NOTE: Right hand sink is standard, if left hand sink is desired, please specify when ordering
- Pendant elevation control
- Swing spout faucet with wrist blade handles and vacuum breaker
- Work surface elevating range: 29" (73 cm) to 41" (104 cm) H
- Three water resistant LED lights with IP-64 rating (3)
- Two washable rulers with inch & centimeter ruler markings (2)
- Three GFCI duplex electrical receptacles with water tight cover
- 14" (35 cm) Stainless steel adjustable shelf
- Stainless steel pegboard for accessories
- Magnetic tool bar
- Stainless steel C-fold paper towel dispenser
- Removable polyethylene cutting board 23" (58.4 cm) L x 16" (40.6 cm) W x ¾" (2 cm) H - color white
- Flush inset dissecting perforated grid plates
- Organizer bin-small stainless steel (1)
- Organizer bin-large stainless steel (1)
- Working height to move approximately 30" (76.2 cm) lowest position; 42" (106.6 cm) highest position)
- Back draft ventilation
- Industrial touch screen controller with function feedback for monitor, exhaust air flow, formalin collection, formalin supply and filter usage
- Hands free on/off control for lighting and fan system
- Back draft ventilation
- Built-in seismic anchor points
- Camera ready integration

MB800

GROSSING STATION WITH TOUCH SCREEN CONTROLS

Evolve your lab with touch screen technology. The Touch Screen Grossing Station was designed to improve worker safety, increase operational versatility and provide more reliable equipment for your laboratory. Mopec's newest workstation focuses on ergonomics, workflow and convenience. The industrial touch screen controller panel monitors fan, air flow, optional formalin collection, optional formalin dispensing and optional filter monitoring. The Touch Screen Grossing Station is exactly what your lab needs for optimal performance.



Flush inset dissecting perforated grid plates



Stainless steel pegboard to add accessories



Control panel located on side of unit for easy access

Optional Features Include:

- BL007 - Lab Mixing Faucet
- BL800 - 1 hp Disposal
- MB003 - Formalin Dispensing Container
- MB004 - Dictation Equipment
- MB007 - Foot Pedal
- MB011 - Splash Shield

- MB015 - Video Camera Arm
- MB017 - Camera Stand
- MB019 - Formalin Collection System
- MB026 - Ventilated Trash Can
- MB029 - CPU Bracket
- MB043 - Recirculating Fan And Filter



**60" (152 cm) L x 36" (91.4 cm) D, Elevation
Range 30" (76.2 cm) to 42" (106.6 cm)**

MB049 - LCD Flat Screen/Keyboard System

MB050 - Ventilated trash Can On Casters

MB051 - Formalin Dispensing System Cubitainer Style

MB057 - Cassette Labeling Shelf

MB064 - Under Grid Plate Rinse System

**MB070 - Milestone MacroPATH pro-x Digital Camera
Complete Kit**

**MB071 - Milestone MacroPATH pro-x Digital Camera with
Touchscreen Monitor Only**

MB072 - Milestone MacroPATH pro-x Digital Camera Only

U0004 - Keyboard Support

Standard

Standard Equipment Includes:

MB100 - COUNTERTOP GROSSING WORK-STATION WITH SMALL SPECIMEN SINK

- All 304 stainless steel construction
- Small specimen sink, 10" (25.4 cm) L x 5" (12.7 cm) W x 3" (7.6 cm) D located in center of work shelf
- Includes hot/cold water fixture with wrist blade handles and swing spout faucet
- Sloped work surface with removable polyethylene cutting board 23" (58.4 cm) L x 16" (40.6 cm) W x ¾" (2 cm) H
- Washable ruler
- Magnetic tool bar holds instruments when not in use
- Organizer Bin-small (1) stainless steel
- Organizer Bin-large (1) stainless steel
- Leveling pads (4)
- Stainless steel C-fold paper towel dispenser
- Water resistant LED lights with IP-64 rating
- GFCI Electrical Receptacle
- 8-foot hospital grade line cord
- Duct stub connection: 46" (116.9 cm) L x 3" (7.6 cm) W
- Back draft ventilation
- Equipped with a factory installed exhaust duct which can be connected to any in-house ventilation system
- All plumbing and electrical work accomplished at factory
- Trade hook-up required

MB150 - COUNTERTOP GROSSING WORK-STATION WITHOUT SINK

- All 304 stainless steel construction
- Sloped work surface with removable polyethylene cutting board 23" (58.4 cm) L x 16" (40.6 cm) W x ¾" (2 cm) H
- Washable ruler
- Magnetic tool bar holds instruments when not in use
- Organizer Bin-small (1) stainless steel
- Organizer Bin-large (1) stainless steel
- Leveling pads (4)
- Stainless steel C-fold paper towel dispenser
- Water resistant LED lights with IP rated bulbs (2)
- GFCI electrical receptacle
- Eight-foot hospital grade line cord
- Duct stub connection: 46" (116.9 cm) L

- x 3" (7.6 cm) W
- Back draft ventilation
- Equipped with a factory installed exhaust duct which can be connected to any in-house ventilation system
- All electrical work accomplished at factory
- Trade hook-up required

MB200 - COUNTERTOP GROSSING WORK-STATION WITH FULL SINK

- All 304 stainless steel construction
- Large deep sink 19" (48 cm) L x 14" (36 cm) W x 10" (25 cm) D
- Includes hot/cold water fixture with wrist blade handles and swing spout faucet
- Sloped work surface with removable polyethylene cutting board, 23" (58.4 cm) L x 16" (40.6 cm) W x ¾" (2 cm) H
- One 14" adjustable shelf with brackets
- Washable ruler
- Magnetic tool bar holds instruments when not in use
- Organizer bin-small stainless steel (1)
- Organizer bin-large stainless steel (1)
- Leveling pads (4)
- Stainless steel C-fold paper towel dispenser
- Water resistant LED lights with IP-64 rating
- GFCI electrical receptacle
- Eight-foot hospital grade line cord
- Duct stub connection: 46" (116.9 cm) L x 3" (7.6 cm) W.
- Back draft ventilation
- Equipped with a factory installed exhaust duct which can be connected to any in-house ventilation system
- Trade hook-up required

MB400 - GROSSING STATION-FREE-STANDING

- All stainless steel construction
- Large deep sink, 19" (48 cm) L x 14" (36 cm) W x 10" (25 cm) D
- Includes hot & cold water fixture with wrist blade handles and swing spout faucet
- Sloped work surface with removable polyethylene cutting board 23" (58.4 cm) L x 16" (40.6 cm) W x ¾" (2 cm) H
- Washable ruler


- Magnetic tool bar holds instruments when not in use
- Organizer bin-small stainless steel (1)
- Organizer bin-large stainless steel (1)
- Leveling pads (4)
- Stainless steel C-fold paper towel dispenser
- Water resistant LED lights with IP-64 rating
- GFCI electrical receptacle
- Duct stub connection: 58" (147.32 cm) L x 3" (7.6 cm) W
- Back draft ventilation
- Equipped with a factory installed exhaust duct which can be connected to any in-house ventilation system
- All plumbing and electrical work accomplished at factory
- Trade hook-up required

MB450

FREE-STANDING SHARED SINK MODEL

- All 304 stainless steel construction
- Includes hot & cold water fixture with wrist blade handles and swing spout faucet and built-in vacuum breaker
- Sloped work surface with removable polyethylene cutting board, 23" (58.4 cm) L x 16" (40.6 cm) W x ¾" (2 cm) H
- Two 14" stainless steel shelves
- Washable ruler
- Two magnetic tool bars that hold instruments when not in use
- Organizer bins-small stainless steel (2)
- Organizer bins-large stainless steel (2)
- Leveling pads (4)
- Stainless steel C-fold paper towel dispenser
- Water resistant LED lights with IP-64 rating
- Two GFCI electrical receptacles
- Back draft ventilation
- Equipped with a factory installed exhaust duct which can be connected to any in-house ventilation system
- All plumbing and electrical work accomplished at factory
- Trade hook-up required


Equipment



All Plumbing
Accomplished At Factory



White Dissecting Board



Recessed LED Lighting



Organizer Bin - Small



Magnetic Tool Bar



Adjustable Shelf



Pendant Elevation Control



Back Draft Ventilation

Standard

Standard Equipment Includes:

MB600 - ELEVATING UNIT

- All 304 stainless steel construction
- Sink: 19" (48 cm) L x 14" (36 cm) W x 10" (25 cm) D. NOTE: Right hand sink is standard, if left hand sink is desired, please specify when ordering
- Includes hot & cold water fixture with wrist blade handles and swing spout faucet
- Overall elevating range: 71-½" (181 cm) to 83-½" (212 cm) H
- Sloped work surface with removable polyethylene dissection board 23" (58 cm) L x 16" (40 cm) W x ¾" H
- Pendant elevation control
- Water resistant LED light with IP-64 rating
- Washable ruler
- Magnetic tool bar holds instruments when not in use
- Organizer bin-small stainless steel (1)
- Organizer bin-large stainless steel (1)
- Leveling pads (4)
- 14" Stainless steel adjustable shelf with brackets
- Stainless steel C-fold paper towel dispenser
- Water resistant LED lights with IP-64 rating (2)
- GFCI electrical receptacle
- Back draft ventilation
- Equipped with two 8" (20 cm) diameter flexible factory installed exhaust ducts which can be connected to any in-house ventilation system
- All plumbing and electrical work accomplished at factory
- Trade hook-up required

MB650 - ELEVATING UNIT WITH EXTRA KNEE SPACE

- All 304 stainless steel construction
- Overall elevating range: 71-½" (180 cm) to 83-½" (210 cm) H
- Sink: 19" (48 cm) L x 14" (36 cm) W x 10" (25 cm) D. NOTE: Right hand sink is standard, if left hand sink is desired, please specify when ordering
- Includes hot and cold water fixture with wrist blade handles and swing spout faucet
- Water resistant LED lights with IP-64

rating (2)

- Sloped work surface with polyethylene dissection board 23" (58 cm) L x 16" (40 cm) W x ¾" H
- Pendant elevation control
- Washable ruler
- GFCI electrical receptacle
- 14" (35 cm) Stainless steel adjustable shelf
- Magnetic tool bar
- Paper towel holder
- Organizer bin-small stainless steel (1)
- Organizer bin-large stainless steel (1)
- Back draft ventilation
- Equipped with two 8" (20 cm) diameter flexible factory installed exhaust ducts which can be connected to any in house ventilation system.
- Knee space area - side-to-side dimensions: 34.5" (86 cm)
- Floor to under edge of work surface varies from a minimum of 26" (66 cm) to a maximum of 38" (96 cm)
- All plumbing and electrical work accomplished at factory
- Trade hook-up required

MB670 - ELEVATING SHARED SINK

- All 304 stainless steel construction
- Back draft ventilation
- Includes hot & cold water fixture with wrist blade handles and swing spout faucet
- Overall elevating range: 71-½" to 83-½" H
- Pendant elevation control
- Sloped work surface with removable polyethylene dissection board 23" (58 cm) L x 16" (40 cm) W x ¾" H
- Two stainless steel shelves
- Two washable rulers
- (2) magnetic tool bars that hold instruments when not in use
- Two stainless steel C-fold paper towel dispensers
- Water resistant LED lights with IP-64 rating (2)
- Two GFCI electrical receptacles
- All plumbing and electrical work accomplished at factory

MB700 - ELEVATING WALL MOUNT UNIT

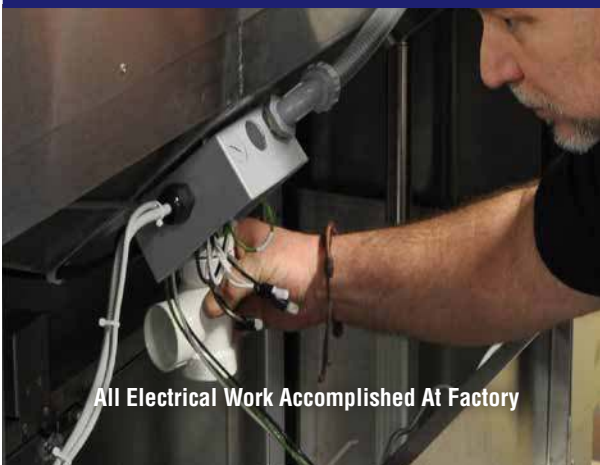
- All 304 stainless steel construction
- Sink basin: 19" (48 cm) L x 14" (36 cm) W x 10" (25 cm) D
- Swing spout faucet with wrist blade handles and vacuum breaker
- Work surface elevating range: 29" (73 cm) to 41" (104 cm) H
- Pendant elevation control
- Water resistant LED lights with IP-64 rating
- Washable ruler
- GFCI electrical receptacle
- 14" (35 cm) Stainless steel adjustable shelf
- Magnetic tool bar
- Stainless steel C-fold paper towel dispenser
- Dissection board
- Organizer bin-small stainless steel (1)
- Organizer bin-large stainless steel (1)
- WALL MOUNTED LIFTING DEVICE
- Elected mechanical lifting arms designed to lift 1,000 pounds
- Limit switched installed on high and low limit
- Working height to move approximately 12" (30 cm) lowest position 42" (106 cm) highest position)
- Facility wall must accommodate lifting mechanism
- Back draft ventilation
- Equipped with a factory installed exhaust duct which can be connected to any in-house ventilation system
- All electrical work accomplished at factory
- Trade hook-up required

MB800 - TOUCH SCREEN GROSSING STATION

- All 304 stainless steel construction
- Back Draft Ventilation
- Includes hot & cold water fixture with wrist blade handles and swing spout faucet and built-in vacuum breaker
- Overall elevating range: 30" to 42" H with three programmable elevating memory positions
- Flush inset dissecting perforated grid (3) plates
- Pendant elevation control

Equipment

- Sloped work surface with removable polyethylene dissection board 23" (58 cm) L x 16" (40 cm) W x ¾" H
- 14" Stainless steel adjustable shelf with brackets
- Washable ruler holds instruments when not in use
- Magnetic tool bar
- Stainless steel pegboard to add accessories
- Stainless steel C-fold paper towel dispenser
- Water resistant LED lights with IP rated bulbs (2)
- GFCI electrical receptacle
- Organizer bin-large stainless steel (1)
- Back draft ventilation
- Industrial touch screen controller with function feedback for monitor, exhaust air flow, formalin collection, formalin supply and filter usage
- Equipped with two 8" (20 cm) diameter flexible factory installed exhaust ducts, which can be connected to any in-house ventilation system
- All plumbing and electrical work accomplished at factory
- Trade hook-up required



Optional

Optional Accessories Include:

BL007

LABORATORY MIXING FAUCET

- Allows user to operate with hand or foot control; for use with standard foot pedals

BL047

LABORATORY MIXING FAUCET PNEUMATIC

- Allows user to operate using hand or foot control; for use with pneumatic foot pedals

BL800 DISPOSAL 1 HP

- Heavy duty
- Includes solenoid and vacuum breaker

CP001

COMMUNICATION PORT

- Two port Ethernet receptacles
- Allows for connection to in-house network

CP002

COMMUNICATION WIRE CHASE

- Conduit organizes network cables

MB001 - For MB100 & MB200 only

SELF CONTAINED EXHAUST SYSTEM-SINGLE

- Two single blowers, air filtration system complete with lighted on/off switch and variable speed control on one blower
- Two potassium permanganate filters provided with unit

MB003

FORMALIN DISPENSING CONTAINER

- 2-½ Gallon capacity Nalgene poly dispensing container
- Dispensing valve provided for small controlled dispensing of customer supplied formalin

MB004

DICTATION EQUIPMENT STAND

- Angled surface for easy viewing of most dictation systems
- Dictation stand is portable and can be placed anywhere
- Stainless steel construction

MB005

SELF CONTAINED EXHAUST SYSTEM-DUAL

- Four single fans with filters for air filtration complete with lighted on/off switch and variable speed control on two fans only
- Three potassium permanganate filters provided with unit
- Not available on MB100 or MB200

MB006 - For MB100 & MB200 only

LEG FRAME

- Height, 34"
- Heavy-duty all welded leg frame with adjustable feet for leveling
- Stainless steel construction

MB007

FOOT PEDAL

- Dual foot pedal hot/cold water control valve with swing spout faucet
- Wrist blade handle controls are not available with this option
- Option available on MB200 with the purchase of a leg frame
- Shipped loose with MB200

MB008 - For MB400 only

May be purchased as a stand alone item for other units

FLAMMABLE STORAGE CABINET

- Dimensions: 35" (88.9 cm) H x 35" (88.9 cm) W x 22" (55.8 cm) D. Adds one extra inch to the entire grossing station height
- Space saving cabinet for flammable liquid storage
- 22-Gallon capacity
- Not compatible with option MB041 (ledge and pencil drawer)

MB009

PERIMETER RINSE

- Full perimeter rinse on three sides
- Control valve with atmospheric vacuum breaker protection included for water flow adjustment

MB011

SAFETY SPLASH SHIELD


- Dimensions: 4" H x 5-½" W




CP001 Communication Port



MB004 Dictation Equipment Stand





MB007 Foot Pedal



MB011 Safety Splash Shield

Accessories



Optional

Optional Accessories Include:

MB012

HAND SPRAY RINSE

- Chrome plated brass hand sprayer with soft spray and 60" long, high pressure hose for easy and controlled rinsing of work surface

MB013

MAGNIFIER FOR LIGHT

- For use with light purchase of MB016, MB022, MB053 and MB054
- Poly magnifier with 2X magnification
- One each provided

MB015

VIDEO CAMERA ARM

- Easy positioning of camera over full length of grossing station
- Overhead positioning with articulating arm to support most cameras

MB017

CAMERA STAND

- Vertical camera stand with X-Axis and Y-Axis adjustable arm
- Capable of supporting both digital and 35mm type cameras

MB019

FORMALIN COLLECTION SYSTEM

- Includes collection funnel piped to a 2-½ gallon collection carboy with easy grip handles located under grossing station
- Quick disconnects included with safety caps provided for safe transport to disposal or recycling area
- Not available on MB100
- Formalin not included

Extra carboy with plastic lid is available, please contact Customer Service

MB026

VENTILATED TRASH CONTAINER

- Dimensions: 8-¼" Wide x 15-5/8" Deep x 28" H
- Removable stainless steel trash container, 12 gallon capacity
- Connects to grossing station ventilation system

- Not available on the MB100 or MB200 unless leg frame is purchased
- MB050 is not compatible with this option

MB027

MAGNETIC INSTRUMENT TOOL BAR

- Additional tool bar

MB029

COMPUTER CPU BRACKET

- Adjustable size mounting bracket for CPU
- Keyed to mounting plate with two pins for easy removal or installation
- Computer not included

MB031- For MB400, MB450, MB600 and MB670 only

REMOVABLE WRITING LEDGE

- For additional writing surface on grossing stations

MB039

ORGANIZER BIN

- Additional small, stainless steel

MB040

ORGANIZER BIN

- Additional large, stainless steel

MB041

COMBINATION PULL OUT WRITING LEDGE AND PENCIL DRAWER

- Dimensions: 12" wide x 3" deep
- Convenient pull out writing ledge and utility drawer
- Stainless steel construction

MB043 -For MB800 only

SELF CONTAINED EXHAUST

- Recirculating fan and filter

MB047

PNEUMATIC FOOT PEDAL


- Toggle on/off, foot operated, water control
- Hand operated mixing lever located next to faucet
- MB047 is not compatible with MB007



MB048 Additional Stainless Steel Shelf



MB019 Formalin Collection System



MB057 Cassette Labeling Shelf



MB054 LED Task Light - Dual

Accessories



MB050 Mobile Ventilated
Trash Receptacle



MB039 Additional Organizer Bin - Small
MB040 Additional Organizer Bin - Large



MB003 Formalin Dispensing Container 2.5-Gallon



SA100 Seismic Anchoring



MB026 Ventilated Trash Receptacle



MB009 Perimeter Rinse



MB049 LCD Flat Screen/Keyboard Arm
Mount System



MB015 Video Camera Arm

Optional Accessories

Optional Accessories Include:

MB048 SHELF AND ADJUSTABLE BRACKETS

- (1) One 14" standard shelf

MB049 LCD FLAT SCREEN/KEYBOARD ADJUSTING ARM SYSTEM

- Allows positioning of LCD display for greater visibility and comfort. Keyboard has a range of 25.6" (65cm) extend/retract motion and 11-½" (29 cm) height adjustment
- Provides vertical and side to side motion
- Tray tilts back at -5° angle for ergonomic data entry
- Mouse tray slides out to left or right, depending on user preference

NOTE: Flat screen, monitor, keyboard and computer not included.

MB050 VENTILATED TRASH CONTAINER WITH CASTERS

- Dimensions: 15" L x 15" W x 38-½" H
- Removable stainless steel trash container
- 12-gallon capacity
- Connects to grossing station ventilation system
- 3" swivel casters with brake mechanisms

MB051 FORMALIN DISPENSING SYSTEM CUBITAINER STYLE

- Fits a 5-gallon cubitainer size
- Internal self-contained Includes: formalin fixture, a self priming pump with pressure switch, quick self-sealing disconnects fitting for cubitainer connection (cubitainer not included) and a pull out system for holding cubitainer

NOTE: If you chose to use this option (MB051) you cannot use the MB028 option, they are not compatible. Available for MB600 and MB670. Can be modified to work with MB100, MB200, and MB400

MB053 SINGLE LED GOOSENECK TASK LIGHT

- Deck mount
- Bright white, energy efficient
- 3100 Degrees K
- Accurate color rendering

MB054 DUAL LED GOOSENECK TASK LIGHT

- Deck mount
- Bright white, energy efficient
- 3100 Degrees K
- Accurate color rendering

MB055 INFRARED FAUCET

- Motion sensor
- Hands-free operation

MB057 CASSETTE LABELING SHELF

- Stainless steel construction
- Dimensions: 29" L x 13" W

MB059 - For MB600 & MB670 only FORMALIN CONTAINMENT COLLECTION SYSTEM

- Includes collection funnel piped to a 2-½ gallon carboy with easy grip handles located under the grossing station
- Quick disconnects included with safety caps provide for safe transport to disposal or recycling area
- Extra carboy with plastic lid
- Stainless steel containment tray 12" x 12"
- Formalin is not included

MB060 - For MB100 & MB200 only HAND CRANK LEG FRAME

- Manual hand crank elevation lever

MB064 HEADER RINSE

- Under grid plate rinse system for MB800

MB065 - For MB600 & MB650 only MB600/650 PEGBOARD ASSEMBLY

- Pegboard mounted onto the back splash of unit
- Pegboard easily removable
- Includes magnetic tool bar, paper towel holder and stainless steel shelf

MB070 MACROPATH PRO-X DIGITAL CAMERA KIT COMPLETE

- State-of-the-art camera 16 megapixels resolution, lens 10x
- Auto light adjusting, autofocus, auto white balance
- Built in LED illumination and USB extender
- Point-of-care terminal with 17" touch screen
- Waterproof IP68 keyboard
- Foot control module (zoom in/out-save-recording)
- Camera system provided by Milestone Medical Technologies
- Integrated into the MB800, sold separate for all other models

MB071 MACROPATH PRO-X DIGITAL CAMERA KIT WITHOUT CPU

- State-of-the-art camera 16 megapixels resolution, lens 10x
- Auto light adjusting, autofocus, auto white balance
- Built in LED illumination and USB extender
- Point-of-care terminal with 17" touch screen
- Foot control module (zoom in/out-save-recording)
- Camera system provided by Milestone Medical Technologies
- Integrated into the MB800, sold separate for all other models

MB072 MACROPATH PRO-X DIGITAL CAMERA ONLY

- State of the art camera 16 megapixels resolution, lens 10x

Discover our Innovative Solution

- Auto-light adjusting, auto focus, auto WB
- Built-in LED illumination and USB extender
- Camera system provided by Milestone Medical Technologies
- Foot control module (zoom in/out-save-recording)
- The LCD, CPU and Keyboard with corresponding adjustable arms are not included

SA100

SEISMIC ANCHOR KIT

- Anchoring brackets only
- Does not include seismic calculations
- Only available on Mopec manufactured stainless steel equipment
- This style cannot be used with refrigeration units. Please contact Customer Service if seismic anchoring is needed for a cooler or freezer

U0004

KEYBOARD SUPPORT

- Keyboard support lower arm

The **Milestone MacroPath Grossing Imaging System** dramatically reduces specimen turn-around time at the grossing station compared to conventional capture and shoot handheld systems.

Milestone combines hardware and software to enable Pathologists, Pathologists' Assistants, and other laboratory professionals to visually document patient specimens. MacroPATH's hands-free philosophy combined with software automation make capturing, storing, and retrieval of images easy and efficient. Images can be used in patient reports, tumor board reviews, publications, and more. Adoption, training, and daily use is made easier through an intuitive-based software interface, making start up fast.

In less than two minutes the following images can be stored in the system.

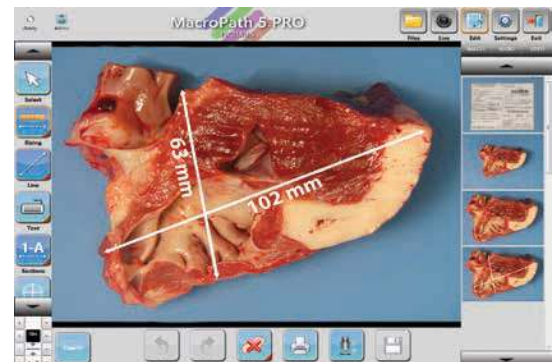
- 1) Requisition form
- 2) Label of the vial
- 3) ID of the cassette
- 4) Number of biopsies
- 5) Size of the biopsies

HARDWARE

- Camera: 16 mpx/10x optical zoom – auto focus/auto-light adjusting camera
- 19" point-of-care touchscreen computer (Windows 7)
- Multi-function foot pedal - enables users to concentrate on the patient case not manual camera operations
- Barcode scanner, microphone and washable keyboard/mouse

SOFTWARE

- Windows 7/8 compatible
- Automated case library creation
- Sequential asset numbering
- Audio and video capture
- Icon-based
- Image annotation





High Standards For Manufacturing Quality

Mopec's emphasis on quality is recognized by the following international standards agencies:

ISO9001:2008 This registration covers the Quality Management System for the design, engineering, manufacturing, distribution, installation of histology, morgue, pathology and necropsy equipment and supplies.

TUV C and US TUV Rheinland of North America, Inc.

CE EU Certificate of Conformity

QRM Quick Response Manufacturing model focuses on manufacturing custom-made durable products that satisfy your delivery requirements.



Let the Mopec Solution work for you



21750 Coolidge Highway • Oak Park, MI 48237
Toll Free: **800-362-8491** • Tel: **248-291-2040** • Fax: **248-291-2050**
Please visit our website **mopec.com**