



## BladeFLASK

100 | Scalpel Blade Removal System



Work Safe Today,

Play Safe Tomorrow.

## ▲ The forgotten sharps injury

Scalpel injuries are 200 times more likely to occur than needlestick injuries. They are particularly common in surgical settings. Regrettably, many users and clinical administrators have underestimated the likelihood of these injuries.

Scalpel cuts can happen to anyone, including you, no matter how experienced you are in handling scalpels. These cuts can result in infections, blood-borne diseases and psychological distress. Other serious injuries could require microsurgery to repair digital arteries, nerves and tendons.

Many such scalpel injuries can be prevented using the Qlicksmart BladeFLASK, the world's pioneering single-handed blade remover.



## ▲ The award-winning blade remover



The Qlicksmart BladeFLASKs have safely removed over 70 million contaminated scalpel blades, and prevented up to 150,000 injuries around the world.



BladeFLASK is simple to use with a quick “push, click, and pull” action to remove and contain used scalpel blades.



This easy-to-use solution provides a lower cost alternative to safety scalpels.



Used together with a hands-free passing technique, the BladeFLASK can prevent up to 5 times more injuries than a safety scalpel.



BladeFLASK allows all scalpel blade users to maintain their preferences for the standard metal handles.



BladeFLASK has won multiple awards, which demonstrate its practicality and effectiveness in reducing scalpel injuries.

***Workplace safety is the right of all healthcare workers, and the responsibility of all employers.  
Use the Qlicksmart BladeFLASK and be safe.***

## Specifications

Colour versions	Red - for USA Yellow - for all other countries
Product code	QFRGEN - red version QFYGEN - yellow version
GMDN code	46235
Blade capacity	100 blades - the BladeFLASK shuts off automatically when maximum capacity is reached.
Compatible Blades & Handles*	Handles: #3, 3L, 4, 4L, 5, 7, 9, Lawton long handle. Blades: #10, 10a, 11, 12, 13, etc. up to and including #25a, 27 and 36.
Incompatible Blades & Handles	Baron handle, Beaver handle, Disposable handles
Size (per unit)	Length 11cm , Width 9cm , Height 14cm
Weight (per unit)	Approximately 250g
Accessories	Mounting Bracket - the bracket holds the BladeFLASK in place to allow single-handed removal of scalpel blades.

Material	Body: Acrylonitrile butadiene styrene (ABS) Inner mechanism: Polyacetal (POM)
Latex	No
DEHP	No
Sterile	No
Re-usable	Multi-use - Each unit removes 100 blades before disposal
Disposal method	The infectious substance logo on the front label and the correct sharps container colour of the unit allow it to be disposed of as medical waste. Please follow your establishment's procedures for the disposal of medical waste.
Regulatory information	Australia - Listed under TGA ARTG NO: 146821  USA - FDA 510(K) premarket approved #K983367 as a sharps container  Europe - Class I medical device under Council Directive 93/42/EEC and CE marked

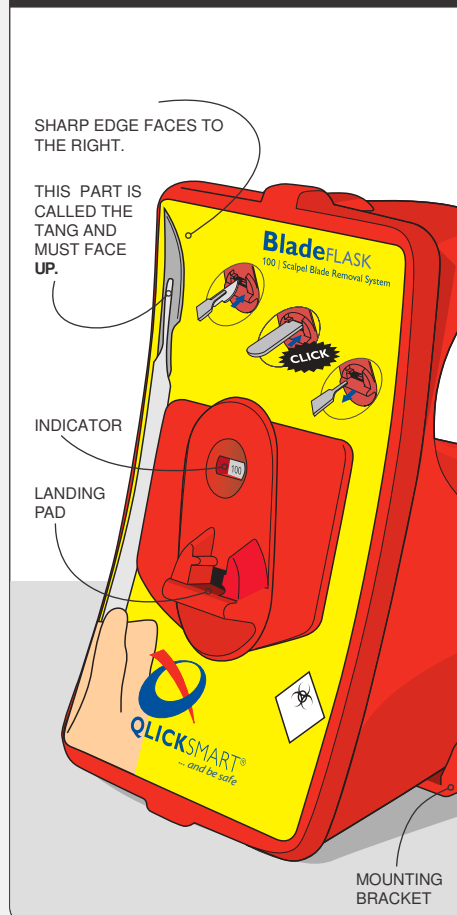
\* Some brands may not work with Clicksmart's BladeFLASK

## How to use BladeFLASK

## BladeFLASK


100 | Scalpel Blade Removal System

### PARTS OF YOUR BLADEFLASK:



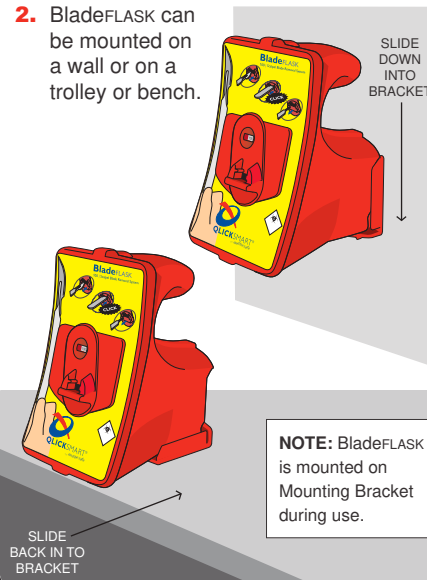
### MOUNT TO WALL OR TROLLEY:

1. If you haven't mounted your BladeFLASK before, prepare mounting bracket.



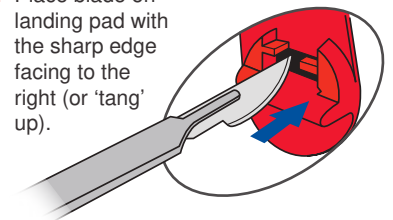
\* See fitting template and instructions inside the bracket packaging.

2. BladeFLASK can be mounted on a wall or on a trolley or bench.



### REMOVE BLADE SINGLE HANDED ACTION:

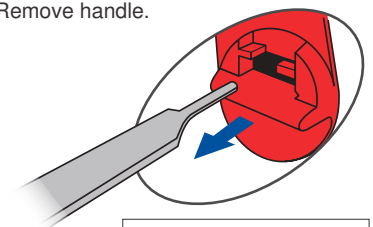
1. Place blade on landing pad with the sharp edge facing to the right (or 'tang' up).



2. Push scalpel handle into BladeFLASK until you hear a click.



3. Remove handle.



**NOTE:** BladeFLASK is disposed of as medical waste after 100 blades have been inserted.

## Qlicksmart Pty. Ltd.



Level 1, 148 Boundary Street,  
West End, Brisbane,  
QLD 4101, Australia



+61-7-3844-1182



+61-7-3844-1183



[www.qlicksmart.com](http://www.qlicksmart.com)



[askus@qlicksmart.com](mailto:askus@qlicksmart.com)

Stay Connected



Distributed by:



[www.mopec.com](http://www.mopec.com)  
(800) 362-8491