

MK200

GROSSING STATION ELEVATING DOWNDRAFT



REFERENCE MANUAL



21750 Coolidge Highway • Oak Park, MI 48237 USA
+1 800-362-8491 • 248-291-2040 • Email: info@mopec.com

Rev 0 9-21-10 ©

IMPORTANT INFORMATION


MODEL NO.:

SERIAL NO.:

DATE OF PURCHASE:

DATE OF INSTALLATION:

INSTALLATION NOTES:



SERVICE AND SUPPORT:



21750 Coolidge Highway • Oak Park, MI 48237 USA
+1 800-362-8491 • 248-291-2040 • Email: info@mopec.com

TABLE OF CONTENTS

IMPORTANT INFORMATION	2
TABLE OF CONTENTS	3
INTRODUCTION	4
UNPACKING	5
AIR HANDLING SPECIFICATIONS AND REQUIREMENTS	6
INSTALLATION	7
CLEANING AND MAINTENANCE	8
FEATURES	9, 10
WARRANTY	11
ISO CERTIFICATE	12
TUV CERTIFICATE	13
ELECTRICAL DRAWING	14



INTRODUCTION

Designed to minimize back strain, the MK200 is an adjustable table in which the height can adjust from 31.5" to 43.5". This feature increases leg room and alleviates back strain. The large work surface accommodates multiple users. This unit features a seamless welded sink with downdraft fume handling, rigid perforated work plates, an integrated rinse system with adjustable valve and formalin pour-off basin with strainer insert. Available with many optional features including halogen task lighting, adjustable video arm, camera stand, and dictation/recorder stand. Stainless steel construction throughout with a stable self-supporting undercarriage which has adjustable legs.



UNPACKING

- 1.) Carefully inspect the exterior of the shipping container before opening. If the crate is damaged and the product has sustained damage then immediately contact Mopec Inc. and the freight carrier. **Never discard the shipping container even if it is damaged beyond recognition.**
- 2.) The receiver MUST note any suspected damage on the bill of lading and sign it. Mopec will help assist in filing a claim for product repair and/or replacement.
- 3.) Carefully open the containers and inspect the goods for concealed damage. If concealed damage is noticed (i.e. Broken welds, dented stainless, scratches, etc.) Follow through as noted above, and again do not discard the shipping material, they are important in settling claims.



AIR HANDLING

Mk-Series Grossing Workstation Design Parameters:

The MK-Series Grossing Workstations are designed with the basis of fulfilling one goal and that is to adequately ventilate the work surface. Specialized elevating work tables offer a workspace free of harmful vapors and odors and are well suited for small dissections. There is continuous airflow which extends across the entire work area and all vapors are vacuumed beneath the work surface providing optimal and safe removal of formaldehyde and specimen fumes. The one adverse effect of ventilation is noise that is considered but does not govern the ultimate design criteria.

Our design criteria are the most stringent utilizing experts as outlined from Industrial Ventilation by Committee on Industrial Ventilation and Escape Velocity Parameters. Ideal conditions in a grossing environment obviously do not warrant such a large amount of formaldehyde, yet concentration levels are on a higher extreme regarding design data parameters available. Therefore assumptions are made regarding grossing practices and ultimately formaldehyde concentrations.

The MK200 Series Grossing Workstations is designed with what's known as a "Down Draft System". The "Down Draft System" is designed such that the downward airflow is consistent from one area to another of the work surface. Grid plates elevate the work area over a deep down draft sink area that is designed to accept fluids while consistently ventilating the work area.

The MK200 is designed as a freestanding floor mount and can be located anywhere within a room with the air connection being located within the floor. It should also be noted that the environment of the MK200 is totally open therefore existing room conditions and air currents have a serious affect on the efficiency of the ventilation.

Volumetric flow rates should be adjustable and be between 450-550 (cubic feet per minute). This variable will give the user the ability to adjust to their comfort level. Calculations are based on a (1/2" dia. Holes) on (1" staggered centers) and maintaining 125-150 (linear feet per minute) face velocity through the grid plates.

The above design parameters for the "Down Draft System" and suggested ventilation requirements are based on stringent ventilation requirements and ideal conditions. Personalized conditions and practices may warrant an increase and/or decrease of the ventilation. Although the Mopec "Down Draft System" can be the answer to formaldehyde exposure, Mopec cannot assume responsibility of exposure since good practices and room conditions are uncontrollable

INSTALLATION

PROCEDURE

Once the Grossing Station is unpacked and carefully inspected, place it in the area where it is to be used. Once the Mk100 is in the desired position the utilities can be hooked up. The water lines are 1/2" hard copper, which will require a customer supplied on/off valve. We suggest ball type water valves to assure proper water flow in operating all workspace accessories. Drain lines are standard 1-1/2" IPS and need to be vented to assure proper drainage.

Electrical requirements need two (2 ea.) 115/1/60, 20 Amp Circuits. The electrical system is wired such that the disposal is independent of the table.

Test all water facilities to assure seating of valves in the off position. If a valve drips than first check for debris in the seat of the valve. Often there is debris in piping that accumulates during construction and can settle on the valve seat causing a leak. The Grossing Workstations are tested prior to departure at Mopec and completely flushed.



CLEANING AND MAINTENANCE

DISINFECTING AND MAINTAINING STAINLESS STEEL SURFACES

All stainless steel surfaces can be cleaned with soap and water, which will remove debris.

The stainless steel surfaces can be disinfected with a non caustic disinfectant. We suggest using BE045 Path Cloud or BE047 Bench Wipe for cleaning purposes. We recommend you **NOT USE** a bleach solution to clean your unit. Bleach will eventually erode stainless steel if not thoroughly rinsed. **The use of chlorine bleach will VOID THE STAINLESS STEEL WARRANTY**

During the cleaning we suggest wiping the surface in the same direction as the satin finish which will help lift up dirt from the grain finish.

Scratches can be removed simply by utilizing a "non-metallic" abrasive pad and rubbing in the same direction as the satin finish.

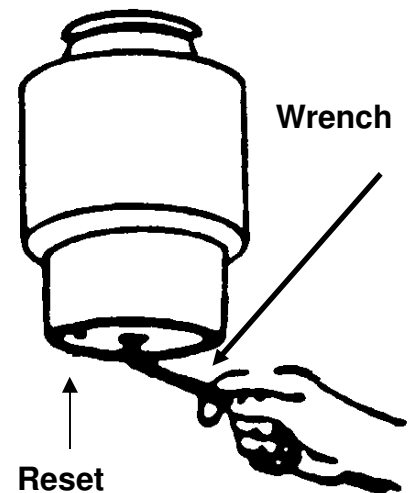
Since most abrasive pads vary from one supply to another, we suggest rubbing the entire surface to blend the scratch and blend the balance of the surface.

CORRECTING WASTE DISPOSAL JAMS

The accidental entry of foreign material will cause any Waste Disposal unit to jam. To free jammed material, follow these steps to **avoid personal injury**.

1. Turn off Waste Disposal and shut off cold water.
2. Insert one end of your Self Service Wrench, provided with your Waste Disposal, into the center hole of the bottom of the disposer as shown (fig. 1).
3. Work the wrench back and forth until it moves freely for at least one complete revolution. **Remove the wrench before restarting the Disposal.**
4. Wait 3 to 5 minutes to allow Waste Disposal motor to cool and then push the reset button (fig. 1). **Be sure the main Disposal control switch is in the OFF position before pressing the reset button.**

Fig. 1



STANDARD FEATURES

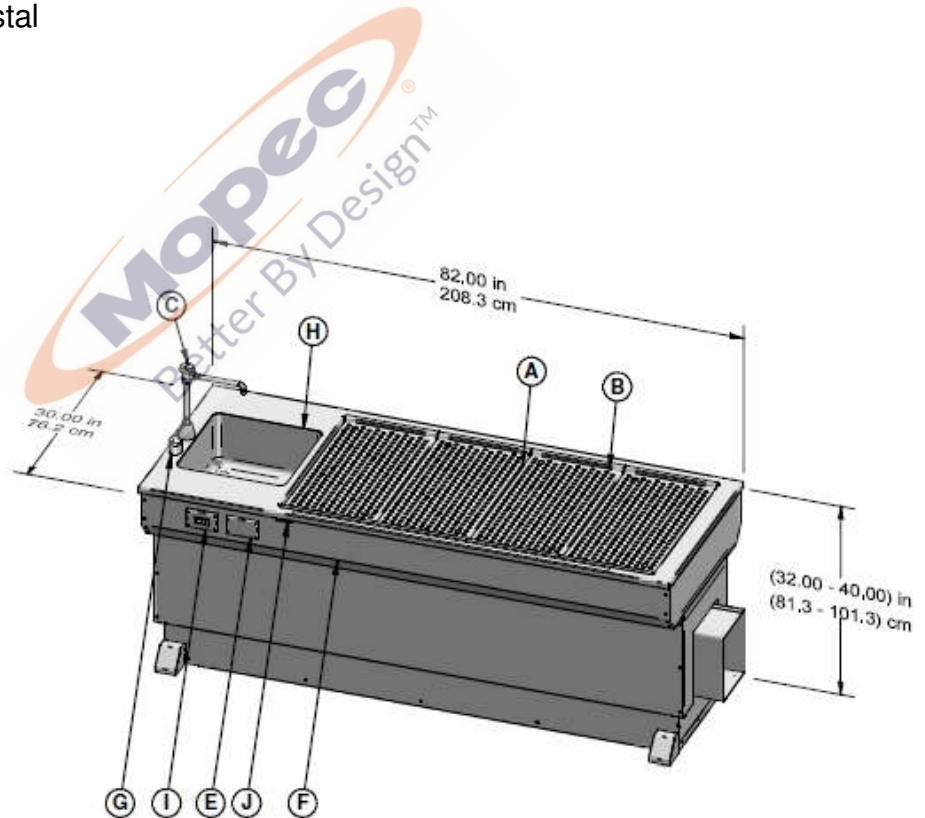
- Fixture with Swing Spout
- Polyethylene Cutting Board
- Perforated Grid Plates
- Ventilation Chamber
- Ventilation Connection
- Hand Spray
- G.F.C.I. Electrical Receptacle
- Elevating Pedestal

STANDARD FEATURES

- A Down-Draft Ventilation
- B Removable Grid Plates (4)
- C Fixture w/Swing Spout
- D In/cm Ruler
- E GFCI Electrical Outlet (2)
- F Elevating Work Pedestal
- G Mixing Valve
- H Sink – 16" x 16" x 8"
- I Main Circuit Breaker Switch
- J Elevation Switch

OPTIONAL FEATURES

- See Options List



OPTIONAL FEATURES

- MB007: Hot/Cold Foot Pedal
- MO051 Formalin Dispensing System - Cubitainer Style
- BL300:1/2 HP Waste Disposal
- BL400 3/4 HP Waste Disposal
- BL800 1 HP HD Waste Disposal



WARRANTY

MOPEC MK200 GROSSING WORKSTATION

THE GROSSING WORKSTATION EQUIPMENT AND ALL PARTS THEREOF, MANUFACTURED BY MOPEC, INC., IS WARRANTED TO OUR CUSTOMERS TO BE FREE FROM DEFECTS IN MATERIAL AND CONSTRUCTION WHEN SUBJECTED TO NORMAL USE AND SERVICE. THIS WARRANTY SHALL NOT APPLY TO ANY EQUIPMENT OR PART THEREOF, WHICH HAS BEEN SUBJECT TO ALTERATIONS, ACCIDENT, MISUSE, OR WHICH HAS BEEN USED MORE THAN ITS PUBLISHED CAPACITY.

MOPEC'S OBLIGATION UNDER THIS WARRANTY IS LIMITED TO REPAIRING OR REPLACING, WITHOUT CHARGE ANY PART OR PARTS OF SAID EQUIPMENT WHICH PROVE DEFECTIVE AND WHICH OUR EXAMINATION SHALL DISCLOSE TO OUR SATISFACTION TO BE THUS DEFECTIVE. WE DO NOT ACCEPT RESPONSIBILITY FOR CONSEQUENTIAL DAMAGE RESULTING FROM SUCH DEFECTIVE PARTS. THE PERIOD OF WARRANTY ON MOPEC, INC. EQUIPMENT IS AS FOLLOWS:

ALL EQUIPMENT: EQUIPMENT IS WARRANTED IN ITS ENTIRETY FOR A PERIOD OF ONE (1) YEAR FROM THE DATE OF SALE. THIS WARRANTY INCLUDES PARTS AND LABOR FOR COVERED REPAIRS.

MOPEC, INC. WILL ACCEPT INCOMING DEFECTIVE PARTS, ONLY WHEN SHIPMENT IS PREPAID. THIS WARRANTY CONTRACT IS IN LIEU OF ALL OTHER WARRANTIES, AND RELEASES MOPEC, INC. OF ALL OTHER OBLIGATIONS OR LIABILITIES. IT NEITHER ASSUMES NOR AUTHORIZES ANY PERSON OR PERSONS TO ASSUME ANY OBLIGATION OTHER THAN THAT COVERED IN THIS WARRANTY.

MOPEC, INC., 21750 COOLIDGE HIGHWAY, OAK PARK, MI 48237.



CERTIFICATE OF REGISTRATION

This is to certify that

Mopec, Inc.

21750 Coolidge Highway, Oak Park, Michigan 48237 USA

operates a

Quality Management System

which complies with the requirements of

ISO 9001:2008

for the following scope of registration

The registration covers the quality management system for the design, engineering, manufacturing and installation of equipment and distribution of supplies for morgue, pathology, histology and necropsy applications.

Certificate No: CERT-0051545
File No: 1068177
Issue Date: March 28, 2011

Original Certification Date: April 9, 2008
Current Certification Date: April 8, 2011
Certificate Expiry Date: April 7, 2014

Chris Jouppi
President,
QMI-SAI Canada Limited

Alex Ezrakhovich
General Manager,
SAI Global Certification Services Pty Ltd



ISO 9001

Registered by:
SAI Global Certification Services Pty Ltd, 206 Sussex Street, Sydney NSW 2000 Australia with QMI-SAI Canada Limited, 20 Carbon Court, Suite 100,
Toronto, Ontario M9W 7Y9 Canada (SAI GLOBAL). This registration is subject to the SAI Global Terms and Conditions for Certification. While all due care
and skill was exercised in carrying out this assessment, SAI Global accepts responsibility only for proven negligence. This certificate remains the property
of SAI Global and must be returned to them upon request.
To verify that this certificate is current, please refer to the SAI Global On-Line Certification Register: www.sai-global.com/html_certificate.asp



Certificate



Certificate no. **CU 72041125 01**

License Holder:
Mopec, Inc.
21750 Coolidge Hwy
Oak Park MI 48237
USA

Manufacturing Plant:
Mopec, Inc.
21750 Coolidge Hwy
Oak Park MI 48237
USA

Test report no.: USA-GB 30471065 001 **Client Reference:** Rick Bell
Tested to: UL 61010-1:2004
CAN/CSA-C22.2 61010-1:2004
NPPA 79:2002

Certified Product: Grossing Station **License Fee - Units**

Model Designation: MMBXXXXX 7
(X= 0-9, A-Z, = not safety-relevant)
Rated Voltage: AC 125V, 60Hz
Rated Current: 20A
Protection Class: I

Special Remarks: To be installed according to the licensee's installation instructions.

Appendix: 1 7

Licensed Test mark:



Signatures

S. Schmitt *M. Raap*
Stephan Schmitt Dipl.-Ing. M. Raap
President QA Certification Officer

Date of Issue
(day/mo/yr)
04/02/2005

TUV Rheinland of North America, Inc., 12 Coxsacke Road, Newtown, CT 06470, Tel (203) 426-0588 Fax (203) 426-4009

